

# i:SY

Ride it! *Love it!*



## IMPRINT:

### PUBLISHER

i:SY GmbH & Co. KG  
Lichtstraße 6  
50825 Köln | Germany  
info@iSY.de  
- All rights reserved -

### EDITORS

Jessica Schumacher | i:SY  
Antonia Demuth | i:SY

### PHOTOGRAPHY

Winfried Heinze | b.lateral  
Lena Kaltenbach | b.lateral  
Jessica Grashoff | The C/A Studio

### FILM

Jessica Grashoff | The C/A Studio

### CONCEPTION, LAYOUT & DESIGN

Jessica Grashoff | The C/A Studio  
Antonia Demuth | i:SY  
René Wandelt | i:SY

### COORDINATION

Till Kaletsch | i:SY

### SUPPORT

Sven Honkomp | i:SY  
Tobias Erberich | i:SY  
Mike Strelow | i:SY

Dear Reader,

I am very pleased that you are holding our i:SY Magazine 2024 in your hands right now.

This model year is truly special for the entire i:SY team. We have looked outside the box, cycled countless kilometres on test rides, discussed and debated, rejected ideas and rethought approaches. We have tinkered, experimented and worked up a sweat over new ideas and prototypes.

One thing was clear to us: we wanted to preserve what is good while meeting the evolving requirements of our community. I am sure that we have managed to do so.

I would like to invite you to plunge into in the new i:SY world 2024. Our i:SY are lighter and more modern than ever and will carry you through your everyday life with even greater energy. And who is better apt to present them than the i:SY team who made these innovations possible?

I hope you enjoy reading this latest edition.

Warm regards,

**JESSICA SCHUMACHER**



THE ORIGINAL.

# CONTENT

## 06

### i:SY - THE ORIGINAL.

- 08 The i:SY vehicle concept
- 12 Overview of our i:SY models & variants
- 16 Overview of our i:SY components

## 20

### AN i:SY MADE OF CARBON

- 22 i:SY SKYFLY E5 | Jessica
- 32 i:SY SKYFLY S10 | Bastian

## 40

### i:SY MODELS

- 40 i:SY S8 ZR
- 44 i:SY S8 ZR B
- 48 i:SY S8 K
- 50 i:SY S10 ADVENTURE
- 56 i:SY E5 ZR
- 57 i:SY E5 ZR CX
- 58 i:SY E5 ADVENTURE
- 60 i:SY XXL E5 ZR
- 62 i:SY E5 CENTURY | Kinny
- 68 i:SY E5 CENTURY | René

## 72

### i:SY SPECIAL EDITION 2024

- 74 i:SY N3.8 ZR by SADKOWSKY | Yasemin
- 80 i:SY N3.8 ZR
- 81 i:SY N3.8 ZR CX COMFORT
- 82 i:SY XXL N3.8 ZR
- 84 i:SY XXL N3.8 ZR CX COMFORT

## 86

### i:SY MEETS PINION

- 88 i:SY P12 | Tine & John
- 96 i:SY XXL P12 | Gregor
- 104 i:SY SPEED XXL P12 | Till
- 112 i:SY CARGO P12 | Antonia
- 118 i:SY CARGO P12 Maxi | Mark

### i:SY ACCESSORIES

- 18 i:SY Accessories
- 85 i:SY Trailer Adapter
- 102 i:SY+ Child Seat
- 103 i:SY + Bipod Stand
- 111 i:SY Accessories by GOFLUO
- 116 i:SY CARGO accessories
- 120 i:SY CAB
- 121 i:SY Butterfly Bag

## 127

### WE ARE i:SY!

- 128 i:SY ON TOUR!
- 130 i:SY Dealer Search
- 131 i:SY Made in Germany

## 132

### i:SY SAYS THANK YOU!

## 134

### i:SY MODELS 2024





# THE ORIGINAL.

## THE i:SY PRINCIPLE

The multi-award-winning unisex design and the perfectly conceived frame geometry make the i:SY unique. The iconic one size frame is adjustable in height and length, thus ensuring optimal power delivery in an upright sitting position. Experience the lightness of cycling and appreciate the incomparable riding quality for yourself. *Ride it! Love it!*

## ONE SIZE FITS ALL!

We have developed a frame which is equally good for all cyclists between 1.50 m and 1.85 m tall. We have designed the i:SY XXL for people taller than 1.85 m or who are heavier than average.

Although the i:SY is no heavyweight itself, it can withstand a great deal. The maximum permitted total weight for the i:SY Compact model is 150 kg (120 kg weight limit for cyclists) while for the i:SY XXL model it is an impressive 180 kg (150 kg weight limit for cyclists).


## i:SY RIDING PLEASURE WITH 20 INCHES

The adjusted gear transmission ensures a normal pedalling frequency similar to the one on a 26 or 28 inch bicycle. The wheelbase is also the same as on a 28 inch bicycle. You'll be right out in front when you set off with your i:SY thanks to the lower centrifugal mass of the small 20 inch wheels and the consequential fast acceleration. Light and easy to handle, the 20 inch wheels will also ensure you experience full agility.

## i:SY IN EVERY DETAIL

The wide comfort tyres, the rigid frame and the low centre of gravity will make you feel safe and at ease on your i:SY immediately. The i:SY is also extremely resilient and stable when riding, which is partly thanks to the uniform weight distribution of the battery behind the seat tube.

If you lift the i:SY by its »carrying handle«, it won't tilt to one side.



# THE i:SY VEHICLE CONCEPT

Our frame concept features two sizes: the i:SY Compact and the i:SY XXL. We offer both models in the COMFORT version for even greater riding comfort. You will find more information on these on the following pages. Our CARGO and SPEED models complete our product range.



## 20 INCH - 2 FRAME SIZES - PERFECT!

### **i:SY COMPACT**

Our i:SY Compact frame is designed for cyclists between 1.50 m and 1.85 m tall and weighing up to 120 kg.

### **i:SY XXL**

Our i:SY XXL frame is ideal for cyclists between 1.85 m and 2.10 m tall and can carry a maximum permitted body weight of 150 kg. The frame components such as the head tube, seat tube, top tube length, tube diameter and wheelbase have been adapted accordingly. The i:SY XXL models are equipped with a front pannier rack as standard.

### **GOOD TO KNOW:**

The i:SY XXL excels thanks to its exceptional degree of riding comfort. That's why it can also be used for cyclists shorter than 1.85 m weighing between 115 and 150 kg. However, some components need to be customised to ensure maximum riding comfort. This includes a shorter stem and handlebars with a greater curve. These components are fitted to our COMFORT models as standard. It's worth taking a test ride!

### **i:SY SPEED**

Our i:SY SPEED, an S-pedelec with power assistance up to 45 km/h, will bring you quickly yet calmly through city traffic. Due to its high velocity, the i:SY SPEED is classed as a moped and is thus subject to special statutory regulations.

These include among others a mandatory licence, mandatory number plate and compulsory helmet.

### **i:SY CARGO**

Our i:SY CARGO models impress with their unique riding characteristics. Even when fully loaded at 60 kg, they are deft and agile and even newcomers to cargo bikes can easily manoeuvre them safely through traffic in no time.

## i:SY COMPACT

The compact design with 20 inch tyres makes the i:SY an ideal companion for travelling and everyday use. Its compact storage requirements are revealed in an instant with no need for tools: fold the pedals up, move the handlebars sideways using the Speedlifter and lower the saddle with the quick

release. You will thus swiftly achieve the dimensions indicated here. Folding the pedals and turning the handlebars by 90 degrees gives you a minimal width of just 290 mm. This is the case for both the i:SY Compact and the i:SY XXL models.



**i:SY COMPACT** OVERALL LENGTH  
1.620 mm

MINIMUM  
HEIGHT  
1.120 mm



MINIMUM  
WIDTH  
290 mm



**i:SY XXL** OVERALL LENGTH  
1.665 mm

MINIMUM  
HEIGHT  
1.120 mm



MINIMUM  
WIDTH  
290 mm

## i:SY CARGO

The i:SY CARGO provides versatile cargo space available in two model lengths, 40 cm and 60 cm, making it the ideal transport companion for everyo-

ne. It meets every transport need when combined with our modular i:SY CARGO accessories.




**i:SY CARGO** OVERALL LENGTH  
2.130 mm (Mod. 23) | 2.180 mm (Mod. 24)

MINIMUM  
HEIGHT  
1.030 mm



MINIMUM  
WIDTH  
290 mm



**i:SY CARGO MAXI** OVERALL LENGTH  
2.330 mm (Mod. 23) | 2.380 mm (Mod. 24)

MINIMUM  
HEIGHT  
1.030 mm



MINIMUM  
WIDTH  
290 mm



# OUR i:SY MODELS

We could have also given our i:SY models melodious individual names. While that may sound great, you wouldn't really know what lies behind the name. Therefore, we opted to link model names to their technical equipment instead. To discover which i:SY is the perfect fit for you, you'll need to visit your trusted i:SY dealer and go on a test-ride - as many times as it takes.

## OUR MODEL VARIANTS

Our i:SY models differ from one another based on the following criteria: frame size - compact or XXL - gear variant and motor type. We mainly fit BOSCH motors with different torques and the new Motor.Gearbox.Unit by PINION. The higher the motor torque, the greater is the pedal assistance you receive. We have listed the precise details for you below.

### S8

Our S8 models are equipped with either the Nexus 8-speed hub gear or the Claris 8-speed derailleur gears by SHIMANO. The S8 RT model is also fitted with a backpedal brake while the S8 F features a freewheel. We offer the i:SY S8 either with a toothed belt or a chain drive. The abbreviation ZR is used for toothed belt and K for chain drive. Combined with the finely tuned BOSCH Active Line Plus motor, our i:SY S8 models are the perfect companions for everyday rides. The i:SY S8 K is equipped with the more powerful BOSCH Performance Line motor and a battery capacity of 545 Wh while all other models are available with both 400 Wh and 545 Wh.

<b>Motor</b>	BOSCH Active Line Plus BOSCH Performance Line
<b>Maximum Torque</b>	50 Nm   75 Nm
<b>Battery capacity</b>	400 Wh   545 Wh
<b>Gear shift</b>	SHIMANO Nexus 8-speed SHIMANO Claris 8-speed
<b>Drive</b>	Belt   Chain

### S10

Our S10 models are fitted with SHIMANO Tiagra 10-speed derailleur gears. The light, extremely quiet BOSCH Performance Line SX motor is used in our new carbon **i:SY SKYFLY** models. We have fitted the BOSCH Performance Line CX motor onto the i:SY S10 ADVENTURE.

<b>Motor</b>	BOSCH Performance Line SX BOSCH Performance Line CX
<b>Maximum Torque</b>	55 Nm   85 Nm
<b>Battery capacity</b>	400 Wh   545 Wh
<b>Gear shift</b>	SHIMANO Tiagra 10-speed
<b>Drive</b>	Chain

## E5

We use the popular SHIMANO Nexus 5-speed hub gear, which was especially developed for e-bikes, in combination with three different BOSCH motors. We have fitted the BOSCH Performance Line SX motors to the carbon **i:SY SKYFLY** models. Our i:SY E5 Compact and XXL models are equipped with the BOSCH Performance Line and the BOSCH Performance Line CX motors. All models are fitted with a low-maintenance toothed belt drive.

<b>Motor</b>	BOSCH Performance Line BOSCH Performance Line CX BOSCH Performance Line SX
<b>Maximum Torque</b>	75 Nm   85 Nm   55 Nm
<b>Battery capacity</b>	545 Wh
<b>Gear shift</b>	SHIMANO Nexus 5-speed
<b>Drive</b>	Belt

## N3.8

The N3.8 models with a continuously variable ENVILOLO hub gear, an easy-care toothed belt drive and a BOSCH Performance Line drive unit have long been a permanent fixture in our portfolio. Starting this season, we are offering this gear type in the COMFORT configuration together with the more powerful BOSCH Performance Line CX motor.

<b>Motor</b>	BOSCH Performance Line BOSCH Performance Line CX
<b>Maximum Torque</b>	75 Nm   85 Nm
<b>Battery capacity</b>	545 Wh
<b>Gear shift</b>	ENVILOLO 380, stepless hub
<b>Drive</b>	Belt

## P12

Our absolute powerhouse is equipped with the revolutionary PINION Motor.Gearbox.Unit (MGU). This innovative technology combines the motor and gears into a harmoniously matched unit. The twelve speeds provide a transmission range of 600 percent coupled with 85 Nm of pure motor power. Rounded off with an 800 Wh battery, this unit finds no distance too far and no hill too steep.

<b>Motor</b>	PINION Motor.Gearbox.Unit
<b>Maximum Torque</b>	85 Nm
<b>Battery capacity</b>	800 Wh
<b>Gear shift</b>	12-speed PINION MGU
<b>Drive</b>	Belt

## COMFORT MODELS

Our i:SY COMFORT models come standard with features that enhance the riding experience, ensuring a more enjoyable ride. This can be achieved best at the contact points on the handlebars and the saddle. The shorter stem and the further curved back handlebars provide an even more upright seating posture. The ZECURE saddle in the XL version and the by,schulz suspension seat post ensure an exceptionally comfortable seating position, ideal for all riders who appreciate special comfort.

## GOOD TO KNOW

### i:SY MODEL DESIGNATIONS

Wondering what all those abbreviations in i:SY model designations mean? Here is a brief overview:

- ZR** Toothed belt
- K** Chain drive
- F** Freewheel
- RT** Backpedal brake
- CX** BOSCH Performance Line CX motor
- B** Brown components
  
- S8** SHIMANO Nexus 8-speed hub gear  
SHIMANO Claris 8-speed derailleur gears
- S10** SHIMANO Tiagra 10-speed derailleur gears
- E5** SHIMANO Nexus 5-speed hub gear
- N3.8** ENVILOLO 380 continuously variable hub gear
- P12** PINION 12-speed Motor.Gearbox.Unit



# OUR i:SY COMPONENTS

Our i:SY impresses with exceptional frame characteristics. As you would expect, we have also put a great deal of thought into the components. These most importantly include the contact points of handles, saddle and pedals – indispensable for

steering, sitting and pedalling – which form the very essence of cycling. And i:SY wouldn't be i:SY if we didn't always keep comfort, safety and compactness in mind. Here, we are introducing our serial components to you.

## HANDLES

We fit the ergonomic ERGON GC 10 handles as standard to ensure optimum contact with the handlebar and maximum comfort for hands and wrists. The wide contact surface prevents the wrist from bending, thus reducing numbness and pain. The rubberised surface provides additional grip, especially during more sporty manoeuvres.



## SADDLE

Sitting firmly on the saddle is also important when riding a bike. Along with the handlebar, it serves as an essential contact point, which should also be comfortable, especially during extended tours. We fit the ZECURE Hydro Foam saddle in size L as standard on our i:SY models.



## FOLDING PEDALS

As their name infers, the i:SY anti-slip folding pedals feature a rough surface, ensuring feet remain firmly on the pedals even when it's raining. The folding mechanism is highly practical for stowing the bike away or pushing it through narrow passageways. No more hitting your heels with the pedals.



## LIGHT

See and be seen! Lights are extremely important, especially during the darker months of the year. We fit the bright FUXON FF-100EB headlight with a 100 lux LED, side slits and a reflector for high visibility and a daytime riding light. Thanks to the integrated high beam function, you could very easily catch a deer in your headlight.



## SPEEDLIFTER

Ride comfort and compactness both played a significant role in choosing the by,schulz Speedlifter Twist T22. The tool-free handlebar height adjustment is essential for riders of different heights as well as for storing the i:SY away. With an extension of 220 mm, the seating position can be adjusted to individual upper body and arm lengths. Thanks to the pivot mechanism, the handlebar can be shifted sideways by 90 degrees in an instant, perfect for manoeuvring in narrow hallways.



## TYRES

The 20 inch balloon tyres are not only extremely comfortable but also exceptionally resilient thanks to the SCHWALBE Pick Up, Super Defense, 60-406 tyres. The double carcass protects against break-downs and punctures, even under high stress loads. To ensure optimum ride comfort, we recommend adjusting the tyre pressure based on the load and the rider's weight. Less is often more!



# i:SY ACCESSORIES

The i:SY shows its true greatness with the i:SY accessories. We have the right solution ready for all transport needs and, what's more, it's stylish too!

The highly reflective bags and the Bodyglower, which we have developed in cooperation with GOFLUO, are spanking new. Real eye-catchers!



You can find detailed information on our i:SY accessories in our separate i:SY accessories magazine.

# AN i:SY MADE OF CARBON

The i:SY SKYFLY - the lightest i:SY we have built to date.  
A true lightweight starting from 16.9 kg!



# i:SY SKYFLY E5

LIGHT, LIGHTER, SKYFLY

Never seen before, yet familiar, the new i:SY SKYFLY made of carbon is the lightest i:SY to date. The new frame design with an inward-flattened round tube gives the i:SY a fresh, distinctive look while remaining true to the typical i:SY DNA. It incorporates numerous new features, such as the frame-integrated quick release. Weighing far below 20 kg, overcoming height differences with the i:SY SKYFLY is effortless – an ideal companion around town.





**JESSICA!**  
Managing Director at i:SY

As Managing Director, Jessica guides the destiny of the i:SY brand. The i:SY SKYFLY E5 ZR is precisely the right model to swiftly glide from one appointment to another, especially in a bustling city like Cologne. This model is lighter than any i:SY before, meaning stairs cease to be a problem. The frame in its new design is a real eye-catcher.


**AN i:SY MADE OF CARBON -  
I LOVE THIS NEW LIGHTWEIGHT MODEL!**





One highlight of the new frame is the integrated quick release, which allows to adjust the seat height in an instant. The new light green matt colour, the high-quality 3D logo matching the head tube, and the sublime décor on the main tube add a breath of fresh air to the i:SY SKYFLY.

The i:SY SKYFLY E5 ZR is equipped with the SHIMANO 5-speed hub gear and the low-maintenance GATES CDX Centertrack toothed belt.



The new BOSCH Performance Line SX motor with 55 Nm is not only extremely light but also very quiet - ideal for relaxed rides enjoying the chirping of the birds. The i:SY SKYFLY E5 ZR is available with either a 400 Wh or 545 Wh battery. You will have an ideal overview with the KIOX 500 co-



lour display. The BOSCH Smart System ensures a smart connection between the display, control unit and motor. The minimalist system controller seamlessly integrates into the main tube. There are two buttons for turning the motor assistance on and off and change the level of assistance.



The LEDs not only indicate the riding mode but also the battery charge level. Extra control is provided by the mini remote on the handlebars, allowing you to select additional features on the KIOX 500 display.



The i:SY Leather Bag made of premium real black leather is the ideal companion for the office. A 15" laptop fits inside, effortlessly. The integrated KLICKfix® adapter ensures that the bag is fastened onto the front carrier in no time. The shoulder strap can be stored away so that it doesn't get in the way while riding.

All details are included in our i:SY accessories magazine which is available separately.



The new aluminium pannier rack can carry up to 27 kg. Its sleek design perfectly matches the new frame shape. It is compatible with

MonkeyLoad T and S and therefore can be loaded on top and at the sides at the same time. Bags and baskets can be practically combined.

To ensure greater safety, we have fitted a rear light with a brake light, which shines brighter when brakes are applied.

# i:SY SKYFLY E5 ZR F



Shown here: **light green matt** | picture similar

**BOSCH Performance Line SX, 36 V | 250 W**

**SHIMANO Nexus 5-speed, freewheel**

**BOSCH KIOX 500 with mini remote**

**GATES CDX Centertrack belt**

**BOSCH PowerPack 400 Wh, 36 V, 11 Ah**

**Ready to ride: 17,9 kg**  
**Permissible total weight: 150 kg**  
**Max. rider-weight: 120 kg**

**speedlifter**

**BOSCH System**

**Gates CARBON DRIVE**

Available colours:



**light green matt**



**UD carbon matt**



# i:SY SKYFLY E5 ZR F



Shown here: **light green matt** | picture similar

**BOSCH Performance Line SX, 36 V | 250 W**

**SHIMANO Nexus 5-speed, freewheel**

**BOSCH KIOX 500 with mini remote**

**GATES<sup>®</sup> CDX Centertrack belt**

**BOSCH PowerPack 545 Wh, 36 V, 14,4 Ah**

**Ready to ride: 18,8 kg**  
**Permissible total weight: 150 kg**  
**Max. rider-weight: 120 kg**

**speedlifter**

**BOSCH System**

**Gates CARBON DRIVE**

Available colours:



**light green matt**



**UD carbon matt**







# i:SY SKYFLY S10

## SPORT, SPORTY, SKYFLY

Weighing a mere 16.9 kg, the i:SY SKYFLY S10 is the lightest i:SY from our workshop – a true lightweight among e-bikes. Equipped with a minimalist standard configuration and with no pannier rack, the i:SY SKYFLY S10 is reduced to the essence. Thanks to the new, whisper-quiet, lightweight BOSCH Performance Line SX motor, you'll hear nothing but the rushing wind as you ride.



## **BASTIAN!**

**Accessories product manager at i:SY**


Bastian is our product manager for i:SY accessories. He decides what makes sense on a practical level and fits well with i:SY. As a former cyclist, Bastian knows exactly what difference a few grams can make to a bike. The sporty design of the i:SY SKYFLY with its 10-speed derailleur gears comes without pannier rack as standard - after all, every gram counts.

**I REALLY LOVE THE VISIBILITY OF  
THE CARBON FIBRE STRUCTURE!**





Featuring round tubes with inward flattening, the new frame shape takes the i:SY design to a new level. The aesthetic concept of the unidirectional frame reveals the carbon fibre composite in all its glory. This pure carbon design is simply fixed with transparent varnish in a subtle black hue, meaning that the structure is still clearly visible. On this model, the quick release is also integrated directly into the frame. This allows the seat height to be adjusted quickly without tools. The motor assistance is switched on and off via the system controller in the main tube. Enhanced by the mini remote on the handlebar, the range of functions also includes a push assist system and light switch. Additional functions can also be controlled via the KIOX 500 colour display. The i:SY SKYFLY S10 is available in two battery capacities: the BOSCH PowerPack with 400 Wh or alternatively with 545 Wh.



# i:SY SKYFLY S10



**NEW!**  
LIGHTWEIGHT  
MADE OF  
CARBON

ULTRA  
LIGHT  
< 20 kg

Shown here: **UD carbon** matt | picture similar


 **BOSCH Performance Line SX, 36 V | 250 W**

 **SHIMANO Tiagra 10-speed, freewheel**

 **BOSCH KIOX 500 with mini remote**

 **GATES® CDX Centertrack belt**

 **BOSCH PowerPack 400 Wh, 36 V, 11 Ah**

 **Ready to ride: 16,9 kg**  
**Permissible total weight: 150 kg**  
**Max. rider-weight: 120 kg**

 *speedlifter*

 **BOSCH** the power System



Available colours:



light green  
matt



UD carbon  
matt

# i:SY SKYFLY S10




**NEW!**  
LIGHTWEIGHT  
MADE OF  
CARBON

ULTRA  
LIGHT  
< 20 kg

Shown here: **UD carbon** matt | picture similar


 **BOSCH Performance Line SX, 36 V | 250 W**

 **SHIMANO Tiagra 10-speed, freewheel**

 **BOSCH KIOX 500 with mini remote**

 **GATES® CDX Centertrack belt**

 **BOSCH PowerPack 545 Wh, 36 V, 14,4 Ah**

 **Ready to ride: 17,8 kg**  
**Permissible total weight: 150 kg**  
**Max. rider-weight: 120 kg**

 *speedlifter*

 **BOSCH** the power System



Available colours:



light green  
matt



UD carbon  
matt

# i:SY S8

## S FOR SHIMANO

The i:SY S8 with SHIMANO Nexus 8-speed hub gear and easy-care toothed belt drive is the perfect step into the i:SY world. The i:SY S8 is available in a free-wheel or backpedal version. Fitted with the BOSCH Active Line Plus motor and the BOSCH PowerPack with 400 Wh or 545 Wh, our i:SY model is the ideal companion for relaxed trips in the city and countryside alike.



# i:SY S8 ZR F | RT



MONKEY  
LOAD ready

NOW  
WITH BOSCH  
SMART  
SYSTEM

Shown here: **pepper black matt** | picture similar


 BOSCH Active Line Plus, 36 V | 250 W

 SHIMANO Nexus 8-speed, backpedal

 BOSCH Intuvia 100

 GATES® CDX Centertrack belt

 BOSCH PowerPack 545 Wh, 36 V, 14,4 Ah

 Ready to ride: 24,4 kg  
Permissible total weight: 150 kg  
Max. rider-weight: 120 kg

 speedlifter

 BOSCH Smart System

 GATES CARBON DRIVE



Available colour:



pepper black  
matt

# i:SY S8 ZR F | RT




MONKEY  
LOAD ready

NOW  
WITH BOSCH  
SMART  
SYSTEM

Shown here: **opal green shiny** | picture similar


 BOSCH Active Line Plus, 36 V | 250 W

 SHIMANO Nexus 8-speed, freewheel

 BOSCH Intuvia 100

 GATES® CDX Centertrack belt

 BOSCH PowerPack 545 Wh, 36 V, 14,4 Ah

 Ready to ride: 24,4 kg  
Permissible total weight: 150 kg  
Max. rider-weight: 120 kg

 speedlifter

 BOSCH Smart System

 GATES CARBON DRIVE



Available colours:



pepper black  
matt



opal green  
shiny



berry red  
matt

# i:SY S8 B

## SMALL CHANGE, BIG EFFECT

The i:SY S8 B is fitted with a brown real leather saddle and brown leather handles as standard – a treat for both the hands and the eyes! The special equipment also includes the angle-adjustable stem - no tools needed - and the i:SY tension belt for the pannier rack.



## i:SY S8 ZR F B

MONKEY  
LOAD ready




**NEW!**  
TOOL-FREE  
ANGLE-  
ADJUSTABLE  
STEM

WITH  
BOSCH  
SMART  
SYSTEM

Shown here: seashell white shiny | picture similar


 **BOSCH Active Line Plus, 36 V | 250 W**

 **SHIMANO Nexus 8-speed, freewheel**

 **BOSCH Intuvia 100**

 **GATES® CDX Centertrack belt**

 **BOSCH PowerPack 545 Wh, 36 V, 14,4 Ah**

 **Ready to ride: 24,7 kg**  
**Permissible total weight: 150 kg**  
**Max. rider-weight: 120 kg**

 **speedlifter**

 **BOSCH Smart System**

 **Gates CARBON DRIVE**

Available colours:



pepper black  
matt



seashell white  
shiny



opal green  
shiny



# i:SY S8 ZR F B


MONKEY  
LOAD ready



**NEW!**  
TOOL-FREE  
ANGLE-  
ADJUSTABLE  
STEM

400 WH  
BATTERY  
ONLY IN  
PEPPER  
BLACK

Shown here: **pepper black** matt | picture similar


 **BOSCH Active Line Plus, 36 V | 250 W**

 **SHIMANO Nexus 8-speed, freewheel**

 **BOSCH Intuvia 100**

 **GATES® CDX Centertrack belt**

 **BOSCH PowerPack 400 Wh, 36 V, 11 Ah**

 **Ready to ride: 24,3 kg**  
**Permissible total weight: 150 kg**  
**Max. rider-weight: 120 kg**

 **speedlifter**


 **BOSCH System**

 **Gates CARBON DRIVE**

Available colour:



**pepper black**  
matt





# i:SY S8 K

## SPORTY CHAIN DRIVE

The i:SY S8 K is ideal for fans of derailleur gears. The sporty SHIMANO Claris 8-speed derailleur gears and powerful BOSCH Performance Line motor make light work of every climb.



## i:SY S8 K



MONKEY  
LOAD ready

**NEW!**  
TOOL-FREE  
ANGLE-  
ADJUSTABLE  
STEM

WITH  
BOSCH  
SMART  
SYSTEM

Shown here: **poppy red shiny** | picture similar


 **BOSCH Performance Line, 36 V | 250 W**

 **SHIMANO Claris 8-speed, freewheel**

 **BOSCH Intuvia 100**

 **KMC e8 Sport EPT, E-Bike Chain**

 **BOSCH PowerPack 545 Wh, 36 V, 14,4 Ah**

 **Ready to ride: 23,8 kg**  
**Permissible total weight: 150 kg**  
**Max. rider-weight: 120 kg**

 *speedlifter*

 **BOSCH** Smart System

Available colours:



**pepper black**  
matt



**opal green**  
shiny



**poppy red**  
shiny



**happy orange**  
shiny



**froggy green**  
shiny



# i:SY S10 ADVENTURE

## OFF-ROAD WITH i:SY

Thanks to deep-tread tyres, suspension fork and 10-speed SHIMANO derailleur gears, the i:SY also cuts an impressive figure off-road. The tyres ensure the right grip, even on gravel tracks. The Suntour suspension fork guarantees optimal comfort and the ZECURE ALL-Up 2.0 enables the tool-free height adjustment of the handlebars. Bolstered by the BOSCH Performance Line CX motor, the i:SY S10 ADVENTURE keeps up the speed off the beaten track.



# i:SY S10 ADVENTURE



MONKEY  
LOAD ready


**OFF-ROAD**  
SUSPENSION  
FORK  
DEEP-TREAD  
TIRES

Shown here: **happy orange** shiny | picture similar


 **BOSCH Performance Line CX, 36 V | 250 W**

 **SHIMANO Tiagra 10-speed, freewheel**

 **BOSCH KIOX 300**

 **KMC x10 10-times, E-Bike Chain**

 **BOSCH PowerPack 545 Wh, 36 V, 14,4 Ah**

 **Ready to ride: 24,9 kg**  
**Permissible total weight: 150 kg**  
**Max. rider-weight: 120 kg**

 **BOSCH** 

**zecure**

Available colours:




**pepper black**  
matt



**happy orange**  
shiny



**opal green**  
shiny



You can find detailed information on our i:SY accessories in our separate i:SY accessories magazine.

# i:SY E5

## THE PERFECT TRAVEL COMPANION

The i:SY E5 ZR is fitted with the SHIMANO Nexus 5-speed hub gear, which was especially developed for e-bikes. Together with the GATES® toothed belt, this makes for an unrivalled duo – clean and low-maintenance. Perfect when loading up the i:SY for holidays, for instance.



Shown here: mint green matt & sunny yellow matt  
Figure from model year 2023!

# i:SY E5 ZR F | RT



MONKEY  
LOAD ready

WITH 5-SPEED  
HUB GEAR  
SPECIALLY  
DESIGNED FOR  
E-BIKES

Shown here: **cosmos blue** matt | picture similar

- BOSCH Performance Line, 36 V | 250 W**
- SHIMANO Nexus 5-speed**
- BOSCH Intuvia 100**

- GATES® CDX Centertrack belt**
- BOSCH PowerPack 545 Wh, 36 V, 11 Ah**
- Ready to ride: 24,3 kg**  
**Permissible total weight: 150 kg**  
**Max. rider-weight: 120 kg**



Available colours:



# i:SY E5 ZR F CX



MONKEY  
LOAD ready

POWERFUL  
BOSCH CX  
MOTOR

Shown here: **berry red** matt | picture similar

- BOSCH Performance Line CX, 36 V | 250 W**
- SHIMANO Nexus 5-speed, freewheel**
- BOSCH KIOX 500**

- GATES® CDX Centertrack belt**
- BOSCH PowerPack 545 Wh, 36 V, 14,4 Ah**
- Ready to ride: 23,8 kg**  
**Permissible total weight: 150 kg**  
**Max. rider-weight: 120 kg**



Available colours:



# i:SY E5 ZR F CX ADVENTURE




MONKEY  
LOAD ready

**NEW!**  
SUSPENSION FORK,  
DEEP-TREAD TIRES  
AND SHIMANO  
5-SPEED  
HUB GEAR

Shown here: **dusty blue** matt | picture similar


 **BOSCH Performance Line CX, 36 V | 250 W**

 **SHIMANO Nexus 5-speed, freewheel**

 **BOSCH KIOX 300**

 **GATES® CDX Centertrack belt**

 **BOSCH PowerPack 545 Wh, 36 V, 14,4 Ah**

 **Ready to ride: 25,5 kg**  
**Permissible total weight: 150 kg**  
**Max. rider-weight: 120 kg**

 **BOSCH System**

**zecure**

 **Gates CARBON DRIVE**

Available colours:



**dusty blue**  
matt



**cosmos blue**  
matt



# i:SY XXL E5 COMFORT

COMFORT IN CAPITAL LETTERS



# i:SY XXL E5 ZR F | RT COMFORT



MONKEY  
LOAD ready

COMFORT  
EQUIPMENT

Shown here: **happy orange** shiny | picture similar

**BOSCH Performance Line, 36 V | 250 W**

**SHIMANO Nexus 5-speed**

**BOSCH Intuvia 100**

**GATES® CDX Centertrack belt**

**BOSCH PowerPack 545 Wh, 36 V, 14,4 Ah**

**Ready to ride: 26,6 kg**  
**Permissible total weight: 150 kg**  
**Max. rider-weight: 120 kg**

**speedlifter**

**BOSCH**

**Gates CARBON DRIVE**

Available colours:



**pepper black**  
matt



**cosmos blue**  
matt



**happy orange**  
shiny



**opal green**  
shiny



**berry red**  
matt



# i:SY XXL E5 ZR F CX



MONKEY  
LOAD ready

POWERFUL  
BOSCH CX  
MOTOR

Shown here: **cosmos blue** matt | picture similar

**BOSCH Performance Line, 36 V | 250 W**

**SHIMANO Nexus 5-speed, freewheel**

**BOSCH KIOX 500**

**GATES® CDX Centertrack belt**

**BOSCH PowerPack 545 Wh, 36 V, 14,4 Ah**

**Ready to ride: 25,3 kg**  
**Permissible total weight: 150 kg**  
**Max. rider-weight: 120 kg**

**speedlifter**

**BOSCH**

**Gates CARBON DRIVE**

Available colours:



**pepper black**  
matt



**cosmos blue**  
matt



**happy orange**  
shiny



**opal green**  
shiny



**berry red**  
matt





# i:SY E5 CENTURY

EVERY DAY'S A HOLIDAY

A tribute to turquoise water: the i:SY E5 CENTURY in riviera blue! The brown real leather handles and saddle by Brooks lend this model true character. No other material adapts to its owner quite like leather - and with the right care, it can be enjoyed for many years to come.





**STUNNING LOOK - THAT BLUE WITH THE BROWN COMPONENTS!**




**KINNY!**

**Back-office at i:SY**

Kinny has been part of our back-office team since the very beginning. She is the go-to contact for all dealer enquiries and speaks several languages. What she loves most about the i:SY E5 CENTURY in riviera blue is the colour combination.

Kinny's highlight: The practical saddlebag for odds and ends.







The i:SY E5 CENTURY is fitted with the SHIMANO 5-speed hub gear, which was especially developed for e-bikes. It joins forces with the GATES® toothed belt to form a formidable low-maintenance duo. The BOSCH Performance Line CX motor with 85 Nm ensures powerful assistance. The BOSCH Power-Pack with 545 Wh delivers the required range. The motor assistance is conveniently controlled via the LED remote on the handlebar.

The motor assistance is displayed in different colours. The KIOX 500 display adjusts the backlight depending on the lighting conditions, guaranteeing a perfect overview at any time of day. The LED remote also links the i:SY with the smartphone via the eBike Flow app, allowing all relevant riding data to be displayed individually. Software updates can also be carried out manually.

The i:SY is the ideal companion for everyday use. Together with the i:SY front pannier rack and the i:SY front basket, shopping can be stowed in no time at all. The practical i:SY Front Bag See-Through is also the perfect fit. Its transparent material guarantees a clear view of its contents and matches any frame colour. You can find detailed information on our i:SY accessories in our separate i:SY accessories magazine.





## RENÉ!

Sales representative at i:SY

René is a sales representative at i:SY. He spends a lot of his free time doing sports - his passion is handball. The i:SY E5 CENTURY in racing green won him over with its BOSCH CX motor and concentrated power. Its motor power of 85 Nm gets him to training in no time at all.



**85 NM MAKE CYCLING  
A LOT OF FUN!**



The sporty colour combination of racing green and brown leather components is also right up his street. The real leather handles can be individually adjusted, as can the Brooks leather saddle with accompanying saddle bag. This offers a practical solution for storing small items like tools or sunglasses if you want to travel light. The brown Schwalbe tyres add the perfect finishing touch to the overall look.



# i:SY E5 ZR F CX CENTURY



MONKEY  
LOAD ready

**NEW!**  
INCL. BROOKS  
LEATHER SADDLE  
& SADDLEBAG

Shown here: **racing green** shiny | picture similar

**BOSCH Performance Line CX, 36 V | 250 W**

**SHIMANO Nexus 5-speed, freewheel**

**BOSCH KIOX 500 with mini remote**

**GATES® CDX Centertrack belt**

**BOSCH PowerPack 545 Wh, 36 V, 14,4 Ah**

**Ready to ride: 24,4 kg**  
**Permissible total weight: 150 kg**  
**Max. rider-weight: 120 kg**

**speedlifter**

**BOSCH** System

**Gates CARBON DRIVE**

Available colours:



**racing green**  
shiny



**riviera blue**  
shiny



# i:SY E5 ZR F CX CENTURY



MONKEY  
LOAD ready

**NEW!**  
INCL. BROOKS  
LEATHER SADDLE  
& SADDLEBAG

Shown here: **riviera blue** shiny | picture similar

**BOSCH Performance Line CX, 36 V | 250 W**

**SHIMANO Nexus 5-speed, freewheel**

**BOSCH KIOX 500 with mini remote**

**GATES® CDX Centertrack belt**

**BOSCH PowerPack 545 Wh, 36 V, 14,4 Ah**

**Ready to ride: 24,4 kg**  
**Permissible total weight: 150 kg**  
**Max. rider-weight: 120 kg**

**speedlifter**

**BOSCH** System

**Gates CARBON DRIVE**

Available colours:



**racing green**  
shiny



**riviera blue**  
shiny





# i:SY N3.8 ZR BY SADKOWSKY

THERE'S STYLE, AND THEN  
THERE'S OUR SPECIAL EDITION MODEL

Saucer eyes, kissable mouths, bright colours – these are the subjects depicted by Swiss artist Ona Sadkowsky, who designed this year's special edition for us. As always, the i:SY special edition model is strictly limited. This year, every model will be completely unique with its own number. A true one-off – and in our opinion, an absolute must-have!



## YASEMIN!

Back-office at i:SY

Yasemin is the main go-to for all dealer matters. Whether production planning or stock levels, she always has everything under control. Yasemin also has a keen flair for aesthetics. It's therefore no surprise that she picked our special edition model i:SY N3.8 ZR by Sadkowsky.



LIKE A WORK OF ART

ON WHEELS!



The i:SY Sadkowsky is fitted with the continuously variable hub gear N3.8 by ENVILO. Coupled with the GATES® CDX Centertrack belt drive, it offers unrivalled, low-maintenance equipment, whether for hilly terrain or a trip to the seaside. In combination with the 545 Wh battery, the BOSCH Performance Line motor provides ample drive and range. Alongside the usual i:SY features like folding pedals and Speedlifter, the i:SY Sadkowsky special edition model is incredibly easy on the eye: bright, colourful and guaranteed to raise a smile.



# i:SY N3.8 ZR SADKOWSKY

EACH  
ONE  
IS  
UNIQUE!



MONKEY  
LOAD ready

Shown here: Design by Ona Sadkowsky | picture similar


 BOSCH Performance Line, 36 V | 250 W

 ENVIOLIO TR stepless hub

 BOSCH Intuvia 100

 Belt GATES® CDX Centertrack

 BOSCH PowerPack 545 Wh, 36 V, 14,4 Ah

 Ready to ride: 25,0 kg  
Permissible total weight: 150 kg  
Max. rider-weight: 120 kg

 speedlifter

 BOSCH System

 GATES CARBON DRIVE

Available colour:



Design by  
Ona Sadkowsky





# i:SY N3.8

## OUR CLASSIC

The continuously variable hub gear by ENVILO is easy to shift even under load, taking the effort out of every unexpected climb. The clean, low-maintenance GATES® toothed belt makes squeaky chains a thing of the past. And there are no more dirty hands when loading, either. A comprehensive package that ticks all the boxes – and our i:SY lovers agree.



# i:SY N3.8 ZR



CONTINUOUSLY  
VARIABLE  
ENVILO HUB  
GEAR & BELT  
DRIVE

Shown here: **froggy green** shiny | picture similar

**BOSCH Performance Line, 36 V | 250 W**

**ENVILO TR stepless hub**

**BOSCH Intuvia 100**

**GATES® CDX Centertrack belt**

**BOSCH PowerPack 545 Wh, 36 V, 14,4 Ah**

**Ready to ride: 25,0 kg**  
**Permissible total weight: 150 kg**  
**Max. rider-weight: 120 kg**

**speedlifter**

**BOSCH** System

**Gates CARBON DRIVE**

Available colours:



# i:SY N3.8 ZR CX COMFORT



POWERFUL  
BOSCH CX  
MOTOR

COMFORT  
EQUIPMENT

Shown here: **happy orange** shiny | picture similar

**BOSCH Performance Line CX, 36 V | 250 W**

**ENVILO TR stepless hub**

**BOSCH KIOX 500**

**GATES® CDX Centertrack belt**

**BOSCH PowerPack 545 Wh, 36 V, 14,4 Ah**

**Ready to ride: 25,2 kg**  
**Permissible total weight: 150 kg**  
**Max. rider-weight: 120 kg**

**speedlifter**

**BOSCH** System

**Gates CARBON DRIVE**

Available colours:



# i:SY XXL N3.8

RED, REDDER, BERRY RED

The i:SY XXL N3.8 ZR is now also available in popular berry red. The combination of ENVIOLLO continuously variable gear shift and low-maintenance GATES® toothed belt makes the i:SY XXL N3.8 ZR an all-inclusive model that has thought of everything. Leaving you free to concentrate on the essentials: enjoying the ride.



## i:SY XXL N3.8 ZR

INCL. i:SY  
FRONT  
CARRIER



MONKEY  
LOAD ready

Shown here: **pepper black** matt | picture similar


 **BOSCH Performance Line CX, 36 V | 250 W**

 **ENVIOLLO HD stepless hub**

 **BOSCH Intuvia 100**

 **GATES® CDX Centertrack belt**

 **BOSCH PowerPack 545 Wh, 36 V, 14,4 Ah**

 **Ready to ride: 26,2 kg**  
**Permissible total weight: 150 kg**  
**Max. rider-weight: 120 kg**

 **speedlifter**

 **BOSCH System**

 **Gates CARBON DRIVE**

Available colours:



**pepper black**  
matt



**cosmos blue**  
matt



**happy orange**  
shiny



**opal green**  
shiny



**berry red**  
matt



# i:SY XXL N3.8 ZR CX COMFORT

MONKEY  
LOAD ready



WITH  
COMFORT  
EQUIPMENT

POWERFUL  
BOSCH CX  
MOTOR

Shown here: opal green shiny | picture similar

BOSCH Performance Line CX, 36 V | 250 W

ENVIOLIO HD stepless hub

BOSCH KIOX 500

Belt GATES® CDX Centertrack

BOSCH PowerPack 545 Wh, 36 V, 14,4 Ah

Ready to ride: 26,4 kg  
Permissible total weight: 150 kg  
Max. rider-weight: 120 kg

speedlifter

BOSCH System

GATES CARBON DRIVE

Available colours:



pepper black  
matt



cosmos blue  
matt



happy orange  
shiny



opal green  
shiny



berry red  
matt



## i:SY TRAILER ADAPTER

i:SY team travel: whether you're riding with a four-legged friend or a child in the trailer, sharing the fun is twice the fun. Our new adapter also ensures top comfort for the co-pilot. Fitted to the rear frame of the rear wheel, it allows the trailer to be mounted horizontally. This is not only advantageous for the seating position in the trailer, but also provides more ground clearance below the front of the trailer.

Our i:SY trailer adapter is available in two versions to fit our i:SY models from model year 2022 onwards and our new frame for the i:SY P12 models. It is compatible with all standard trailer couplings for axle mounting. The maximum support load is 6 kg and the maximum trailer load is 60 kg.

The adapter comes in an assembly kit. We recommend asking your i:SY specialist dealer to carry out the assembly, meaning you can set off on your next team trip without a care in the world.



# i:SY MEETS PINION

Two pioneering concepts unite: The new drive-and-gear shift unit by PINION fits perfectly into the i:SY frame's low centre of gravity. It's as if they were made for each other.



# i:SY P12

## THE INNOVATION – GEAR SHIFT AND DRIVE IN ONE

The revolutionary bike technology, the PINION Motor.Gearbox.Unit (MGU) skilfully unites drive and gear shift. The closed unit not only fits perfectly into our new i:SY frame, but also gets you wherever you want to go in a breeze. A true powerhouse – flawless!





**TINE & JOHN**  
Team BeNeLux at i:SY

Tine is a passionate i:SY cyclist. She loves the i:SY look. The i:SY Cargo is her indispensable companion on the weekly shopping trip. She is married to John and takes care of the marketing for BeNeLux. John represents our brand in Belgium, the Netherlands and Luxembourg. In his free time, he enjoys travelling in his motorhome - a perfect combination!

**ALL THIS POWER -  
ALMOST RIDES ON ITS OWN!**





The i:SY P12 is fitted with the revolutionary Motor.Gearbox.Unit (MGU) by PINION, which unites gear shift and motor. With a transmission range of 600 percent and 85 Nm assistance, this is an absolute powerhouse.

There has never been anything like it before - extremely low-maintenance and virtually wear-free thanks to the closed system. The gear shift and motor are also perfectly matched. The speed of the motor adapts to the selected gear and pedal frequency. This results in a harmonious riding experience. Another advantage of the MGU - gear shifting is possible even under load. This comes in very handy on unexpected slopes.



Another special feature are the semi-automatic modi Start.Select and Pre.Select. The first feature allows to preselect a gear of your choice for starting (Start.Select). The Pre.Select modus enables that the gears are shifting according to the present speed. To enable this function you need to set your preferred cadance first. This gear-speed-adaptation comes into play during rolling and prevents the uneasy feeling when going down a hill and pedaling into the void. Typically i:SY - er PINION, of course!

The MGU is enhanced by FIT components. It is operated using the remote on the handlebar.

The motor assistance is controlled on the left and the gears are selected on the right.

The slim, large display ensures a clear overview at all times, regardless of lighting conditions. With 800 Wh, the FIT Compact Core battery guarantees maximum range, making no distance too far and no climb too steep. The compact motor-and-gear unit not only impresses with its cutting-edge technology, but also its lightweight design. It fits perfectly into the i:SY frame and highlights the midway centre of gravity. There's no better union.

But it's not only the MGU by PINION that perfectly harmonises with our new frame shape - the quick release is now integrated into it, too. Saddle height adjustment is simple and fast, without the need for any tools.





Our new i:SY front carrier is compatible with the MonkeyLoad system. It weighs just 750 grams and can carry an impressive 15 kg. Fixed to the head tube for maximum practicality, the weight of the baggage is transferred to the frame and not to the handlebar. The usual easy steering, without wobbling.

Like the i:SY SKYFLY E5, the i:SY P12 models come with the new i:SY pannier rack.



With a width of 120 mm, all standard child seats can be mounted. It is also compatible with the MonkeyLoad system.

Our lockable pannier rack basket is easy to attach. The thermal i:SY Cool Bag is the perfect complement. Available in other colours. Detailed information can be found in our separate i:SY accessories magazine.

## i:SY P12 ZR



GENUINE  
INNOVATION  
BY  
PINION

Shown here: seashell white shiny | picture similar



PINION MGU 1.12



PINION, integrated 12-speed gearbox



FIT Comfort, 3,5 Inch



GATES® CDX Centertrack belt



Compact Core 800 Wh FIT, 48 V



Ready to ride: 24,9 kg  
Permissible total weight: 150 kg  
Max. rider-weight: 120 kg

pinion **FIT**

speed *lifter*

Gates CARBON DRIVE

Available colours:



pepper black  
matt



seashell white  
shiny



berry red  
matt





# i:SY XXL P12

## THINK BIG - PINION MEETS i:SY XXL

An i:SY for riders up to 210 cm tall and with a permitted total weight of 180 kg that doesn't look like a behemoth? Thanks to the innovative PINION drive technology and the new i:SY frame design, the i:SY XXL P12 expertly camouflages its heavyweight capacity - and with a transmission range of 600 percent, 85 Nm motor power and 800 Wh motor power, the new i:SY XXL P12 also packs a real punch.





# THAT POWER – IT DOUBLES THE i:SY FUN!



**GREGOR!**  
Head of development at i:SY

As head of development at i:SY, Gregor analyses which technological innovations are useful and valuable. The powerful i:SY XXL P12 was an obvious choice for him – not just because he is involved in selecting trends as part of his job, but also because of his passion for road cycling.



Our i:SY XXL model for taller and/or heavier riders is fitted with the revolutionary PINION Motor.Gearbox.Unit. A harmoniously coordinated gear shift and motor in one with a sensational transmission range of 600 percent and a drive of 85 Nm, supplemented by the Compact Core with 800 Wh. More power than any i:SY before! Like the compact i:SY P12, the MGU is enhanced and controlled via FIT components. The semi-automatic modi Pre.Select and Start.Select allow to set an initial starting gear and to shift gears speed-dependent during downhill - for carefree pedaling!



The new, refined frame decal offers a more modern, high-quality design both in terms of looks and feel, providing the perfect finishing touch to the new frame shape. Like on all our i:SY XXL models, the i:SY front pannier rack with KLICKfix® is fitted as standard. This means that our new i:SY Leather Bag made of high-quality real leather can be attached in just one click. Not just practical, but ultra-stylish, too. You can find detailed information about our practical i:SY accessories in our separate i:SY accessories magazine.



Unlike its predecessors, the FIT Compact Core with 800 Wh is not removed from the rear, but rather from the side. This makes it much easier to handle, especially when the pannier rack is loaded.









## i:SY XXL P12 ZR



MONKEY LOAD ready






Shown here: **pepper black matt** | picture similar

-  **PINION MGU 1.12**
-  **PINION, integrated 12-speed gearbox**
-  **FIT Comfort, 3,5 Inch**
-  **GATES® CDX Centertrack belt**
-  **Compact Core 800 Wh FIT, 48 V**
-  **Ready to ride: 25,9 kg  
Permissible total weight: 150 kg  
Max. rider-weight: 120 kg**



Available colours:

-  **pepper black matt**
-  **seashell white shiny**
-  **berry red matt**





## WITH EVERYTHING BUT THE KITCHEN SINK – TYPICALLY i:SY

With its wide range of pannier racks and bags, the i:SY is a true transport trojan. It's also easy and safe to take kids and grandkids along for the ride. For our new i:SY SKYFLY E5 and i:SY PINION models, we developed a new i:SY pannier rack that perfectly fits the new frame design with its clean look. All standard child seats can be fitted – for twice the fun!

**NOTE:** This does not apply for the i:SY SKYFLY model.



## HANDS FREE FOR THE ESSENTIALS

To avoid having to hold on to the bicycle when mounting and buckling up, we recommend installing the i:SY Atran Velo bipod stand.

Our i:SY models have a hole on the bottom of the frame to fit the stand. Fitting the stand is a little more complex therefore you should ask your i:SY specialist dealer to fit the bipod stand for you.





# i:SY SPEED XXL P12 ZR

**FAST, FASTER, SPEED**

Whether a swift commute to work in the morning or a quick round of exercise in the evening, the i:SY SPEED XXL P12 is the perfect companion. With the combined power of the innovative PINION MGU and motor assistance up to 45 km/h, it is so fast you'll want to do the whole ride again.



**TILL!**  
Marketing manager at i:SY

As marketing manager, Till is in charge of authentic brand presentation and communication with our collaborative partners. Till loves sport. The family man knows that time is a scarce commodity and that it takes a good amount of skill to juggle hobby, family and career. To speed up his daily commute, he tried out the i:SY Speed XXL P12 and is super-impressed!

**THE COMBINATION OF POWER AND  
PRECISION IS UNRIVALLED!**





Our range now also delivers speed for taller riders. However, greater speed comes with greater responsibility! This is why there are a couple of things to consider when it comes to our i:SY SPEED model, such as the need to wear a special helmet. Insurance, driving licence



and registration plates are also compulsory. Our i:SY SPEED XXL P12 is fitted with a special horn in case things get cramped on the road. With the powerful PINION Motor.Gearbox.Unit and assistance up to 45 km/h, the i:SY SPEED XXL P12 is incredibly nifty. Its slimline FIT 3.5-inch colour display ensures a clear overview at all times – both day and night thanks to its anti-reflective glass. The integrated 12-speed gears with a hefty transmission range of 600 percent and motor power of 85 Nm get you to your destination in a flash. Guaranteed to make you grin all day!

Combined with the FIT Compact Core with 800 Wh, distance is no obstacle. And if you do run out of juice on the road, the socket on the frame ensures easy battery recharging on the go. The gear shift and motor unit fits perfectly into our new frame shape. The quick release is also integrated into the frame, enabling quick and easy height adjustment without tools.

Note: Due to the higher speed, the new i:SY XXL frame is only approved for a total weight of up to 150 kg.






# i:SY SPEED XXL P12 ZR




MONKEY  
LOAD ready



GENUINE  
INNOVATION  
BY  
PINION

Shown here: **pepper black matt** | picture similar

-  **PINION MGU 1.12 S**
-  **PINION, integrated 12-speed gearbox**
-  **FIT Comfort, 3,5 Inch**

-  **GATES® CDX Centertrack belt**
-  **Compact Core 800 Wh FIT, 48 V**
-  **Ready to ride: 25,4 kg**  
**Permissible total weight: 150 kg**  
**Max. rider-weight: 120 kg**

pinion **FIT**

speedlifter

Gates CARBON DRIVE

Available colours:



**pepper black**  
matt



**berry red**  
matt



# i:SY ACCESSORIES BY GOFLUO



You can find more detailed information on our highly reflective accessories developed in collaboration with GOFLUO in our separate i:SY accessories magazine.



# i:SY CARGO P12

A cargo bike with a permitted total weight of 200 kg, yet as agile as a compact bike - it can only be an i:SY CARGO! In combination with the ground-breaking PINION Motor.Gearbox.Unit, the i:SY CARGO P12 is easy to steer even when fully loaded. With 800 Wh, the FIT Compact Core delivers the necessary power. Whether soil or cement, no problem!



# THE BEST ALTERNATIVE TO DRIVING IN THE CITY!



## ANTONIA! Communications manager at i:SY

Antonia has been with us since the very beginning and has made a career out of her love of languages. She has led a car-free life in the city since she was a child. And when she does need to get things from A to B, the i:SY CARGO is her first choice.



## i:SY CARGO ACCESSORIES

MODULAR, INTERCHANGEABLE, MANAGEABLE!

Whether crates of water, a trip to the DIY store or a family outing, the i:SY CARGO accessories are diverse and versatile.

Our i:SY CARGO models are sold without accessories as standard. This gives you the freedom to adapt yours to your own special requirements.



# i:SY CARGO P12 MAXI



## MARK!

Key account manager at i:SY


As key account manager, Mark looks after our strongest i:SY dealers. This means frequent business trips. His favourite way to spend his free time is with his family. His choice for travelling with child and baggage is our i:SY CARGO P12 MAXI with its large cargo space. This also gave him the chance to try out our new, ultra-safe i:SY CAB.

**WHETHER KIDS, SHOPPING OR A DOG –  
THE IDEAL COMPANION FOR FAMILIES!**



## i:SY CAB

All aboard - conveniently at the touch of a button! The sliding door on our new i:SY CAB makes it possible. Whether child, dog or heavy shopping, loading can now be done without climbing or lifting. The roll bar and raised side and rear walls provide additional protection for passengers. The i:SY CAB offers space for two children, three crates, a Eurobox, a baby carrier or a medium-sized dog. A rain cover is available separately.




NOTE: The pictures show a prototype and differ slightly from our serial product i:SY CAB.

## i:SY BUTTERFLY BAG

If you want to prepare your i:SY CARGO for every possible life and transport requirement, the i:SY Butterfly Bag is just what you need. Elegant and graceful like butterfly wings - thanks to the ingenious folding mechanism, it can be opened and closed in an instant. When closed, it lies flush with the cargo area and can still hold 40 litres, or 60 in the version for the i:SY CARGO MAXI. Unfolded, it is even capable of holding 100 or 140 litres. The integrated inner pocket is the perfect place for storing small items. The i:SY Butterfly Bag is made of sturdy, weather-resistant Docril in black. Two rain covers are also included in the scope of delivery - one for the folded and one for the unfolded bag. The i:SY Butterfly Bag is secured to the frame with four screws. The highly reflective i:SY logo on both sides ensures optimal visibility in road traffic, keeping you safe.

Once you have reached your destination and unloaded your cargo, the i:SY Butterfly Bag can be folded up quickly and easily to save space - just as you'd expect with i:SY!



# i:SY CARGO P12 ZR



FRONT  
60 KG  
ADDITIONAL  
LOAD

INCL.  
BIPOD  
STAND

Shown here: **seashell white shiny** | picture similar

- PINION MGU 1.12 C
- PINION, integrated 12-speed gearbox
- FIT Comfort, 3,5 inch

- GATES® CDX Centertrack belt
- Compact Core 800 Wh FIT, 48 V
- Ready to ride: 32,8 kg  
Permissible total weight: 200 kg  
Max. rider-weight: 120 kg



Available colour:



seashell white  
shiny



# i:SY CARGO P12 ZR MAXI



GENUINE  
INNOVATION  
BY  
PINION

INCL.  
BIPOD  
STAND

Shown here: **opal green shiny** | picture similar

- PINION MGU 1.12 C
- PINION, integrated 12-speed gearbox
- FIT Comfort, 3,5 Inch

- GATES® CDX Centertrack belt
- Compact Core 800 Wh FIT, 48 V
- Ready to ride: 33,4 kg  
Permissible total weight: 200 kg  
Max. rider-weight: 120 kg



Available colours:



seashell white  
shiny



opal green  
shiny







# OUR i:SY HEADQUARTERS



## WE ARE i:SY!

Our new i:SY office in Cologne Ehrenfeld is home to everything under one roof. With plenty of room to think, this is where creative marketing strategies are born and product ideas mature. Closely interwoven with the service workshop and the back-office, feedback from the market and i:SY dealers flows directly into the idea conception process. Always with our finger on the pulse, we are constantly committed to making i:SY that little bit better.





# i:SY ON TOUR

## OUR i:SY SHOW TRUCK

We bring the brand to life. In addition to your local i:SY dealer, you can, of course, also pay a visit to our i:SY Show Truck! Perhaps you've already seen it out and about or at an event. Our i:SY Show Truck travels all across Germany to showcase the new i:SY models complete with i:SY accessories.



### FRITZ!

Master of the Show Truck at i:SY

Without Fritz, our i:SY Show Truck simply wouldn't exist. He not only chauffeurs our i:SY models all over Germany, but also offers sound, expert advice wherever he stops – including at the odd lay-by if curious passers by happen to come along!



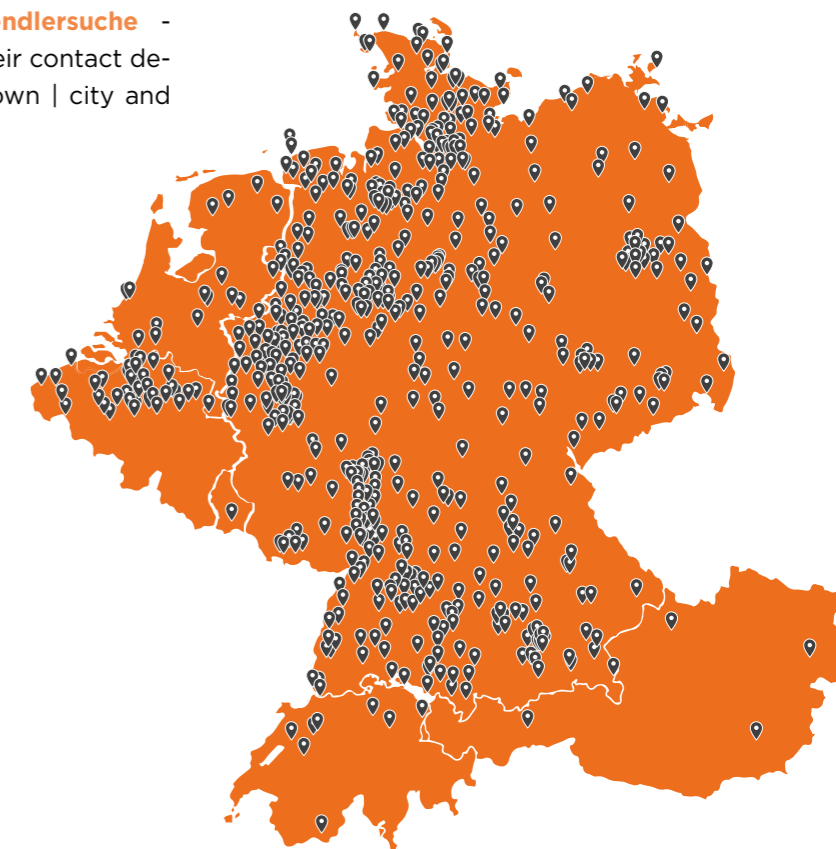
# WANTED? FOUND!

## OUR i:SY RETAILER SEARCH

Itching to try out our i:SY models? Then the only cure is to take yourself to your nearest i:SY dealer! Get in-depth advice and take a spin or two around the block before deciding which i:SY suits you best.



Visit our website - [www.isy.de/haendlersuche](http://www.isy.de/haendlersuche) - to find your nearest i:SY dealers and their contact details. Simply enter your postcode or town | city and get ready for your test ride!



 **Made  
in  
Germany**

We too are synonymous with these values through the i:SY brand. Our compact bikes are made in a state-of-the-art production facility in St. Ingbert. The plant is one of the most modern bicycle and e-bike production facilities in all of Europe.


Manufacturing must take place in Germany to meet requirements and qualify as a »Made in Germany« product. The primary components in i:SY compact bike production, such as development, design, manufacturing and quality assurance, take place exclu-

sively in Germany. The development and design departments are located in Cologne while production and quality assurance take place in Saarbrücken. Our product managers visit the plant regularly to ensure maximum quality.

We are extremely proud of the »Made in Germany« seal and wish you an enjoyable trip each and every time.

**Ride it! Love it!**

# i:SY SHOOTING LOCATIONS



## THANK YOU!

Rheinboulevard | Straßenkickerbase | Rheinauhafen | Virtuous Pie | Spichernhof | Studio Loft Cologne | Messe City | Lindenthaler Tierpark | Forum Deutzer Dom | Vulkan Köln | Café de Paris | Stadtwald | Migori | Heumarkt underground station (KVB) |



Rheincamping Siebengebirgsblick | Königswinter Drachenburgblick | Fähre Weiß-Zündorf Krokodil | Carlsgarten Köln | DHL Packstation | Maybachstraße | Am Domhof | Odonien | Museum Ludwig | Riviera Rodenkirchen | Antoniter Quartier | Stadt Köln

# i:SY MODELS 2024

Models	Page	Gear shift	Battery Wh	Weight ca. in kg	Drive Chain	GATES' belt	Motorisation																	permissible total weight:						
							BOSCH Active Line Plus	BOSCH Performance Line	BOSCH Performance Line CX	BOSCH Performance Line SX	PINION MGU 1,12	PINION MGU 1,12 S	PINION MGU 1,12 C	pepper black matt	berry red matt	happy orange shiny	froggy green shiny	seashell white shiny	cosmos blue matt	opal green shiny	racing green shiny	riviera blue shiny	by sadkowsky shiny	dusty blue matt	UD carbon matt	light green matt	150 kg	180 kg	200 kg	
<b>SKYFLY</b>																														
i:SY SKYFLY E5 ZR F	30	SHIMANO Nexus 5-speed, freewheel	400	17,9		x																								
i:SY SKYFLY E5 ZR F	31	SHIMANO Nexus 5-speed, freewheel	545	18,8																										
i:SY SKYFLY S10	38	SHIMANO Tiagra 10-speed, freewheel	400	16,9	x																									
i:SY SKYFLY S10	39	SHIMANO Tiagra 10-speed, freewheel	545	17,8	x																									
<b>S8</b>																														
i:SY S8 ZR RT	42	SHIMANO Nexus 8-speed, backpedal	400	24,0		x		x								x											x			
i:SY S8 ZR RT	42	SHIMANO Nexus 8-speed, backpedal	545	24,4		x		x								x	x										x			
i:SY S8 ZR F	43	SHIMANO Nexus 8-speed, freewheel	400	24,0		x		x								x											x			
i:SY S8 ZR F	43	SHIMANO Nexus 8-speed, freewheel	545	24,4		x		x								x											x			
i:SY S8 F B	45	SHIMANO Nexus 8-speed, freewheel	545	24,7		x		x								x	x										x			
i:SY S8 F B	46	SHIMANO Nexus 8-speed, freewheel	400	24,3		x		x								x	x										x			
i:SY S8 K	49	SHIMANO Claris 8-speed, freewheel	545	23,8	x				x							x	x*	x	x								x			
<b>S10</b>																														
i:SY S10 ADVENTURE	52	SHIMANO Tiagra 10-speed, freewheel	545	24,9	x					x						x											x			
<b>E5</b>																														
i:SY E5 ZR F	56	SHIMANO Nexus 5-speed, freewheel	545	24,3		x			x							x	x	x	x	x	x						x			
i:SY E5 ZR RT	56	SHIMANO Nexus 5-speed, backpedal	545	24,3		x			x							x	x	x	x	x	x						x			
i:SY E5 ZR F CX	57	SHIMANO Nexus 5-speed, freewheel	545	23,8		x				x						x	x	x	x	x	x						x			
i:SY E5 ZR F CX ADVENTURE	58	SHIMANO Nexus 5-speed, freewheel	545	25,5		x					x																x			
i:SY XXL E5 ZR F COMFORT	60	SHIMANO Nexus 5-speed, freewheel	545	26,6		x				x						x	x	x									x			
i:SY XXL E5 ZR RT COMFORT	60	SHIMANO Nexus 5-speed, backpedal	545	26,6		x				x						x	x	x									x			
i:SY XXL E5 ZR F CX	61	SHIMANO Nexus 5-speed, freewheel	545	25,3		x					x					x	x	x									x			
i:SY E5 ZR F CX CENTURY	70	SHIMANO Nexus 5-speed, freewheel	545	24,4		x					x																x			
<b>SPECIAL EDITION</b>																														
i:SY N3.8 ZR by SADKOWSKY	76	ENVIOLLO TR continuously variable gear hub	545	25,0		x				x																	x			
<b>N3.8</b>																														
i:SY N3.8 ZR	80	ENVIOLLO TR continuously variable gear hub	545	25,0		x				x						x	x	x	x	x	x						x			
i:SY N3.8 ZR CX COMFORT	81	ENVIOLLO TR continuously variable gear hub	545	25,2		x					x					x	x	x	x	x	x						x			
i:SY XXL N3.8 ZR	83	ENVIOLLO HD continuously variable gear hub	545	26,6		x					x					x	x	x									x			
i:SY XXL N3.8 ZR CX COMFORT	84	ENVIOLLO HD continuously variable gear hub	545	25,4		x					x					x	x	x									x			
<b>P12</b>																														
i:SY P12 ZR	95	PINION E1.12, integrated 12-speed gearbox	800	24,9		x						x				x	x										x			
i:SY XXL P12 ZR	101	PINION E1.12, integrated 12-speed gearbox	800	25,9		x							x			x	x										x			
<b>SPEED</b>																														
i:SY SPEED XXL P12 ZR	110	PINION E1.12, integrated 12-speed gearbox	800	25,9		x								x		x	x										x			
<b>CARGO</b>																														
i:SY CARGO P12 ZR	122	PINION E1.12, integrated 12-speed gearbox	800	32,8		x										x											x			
i:SY CARGO P12 ZR MAXI	123	PINION E1.12, integrated 12-speed gearbox	800	33,4		x										x											x			

\*model S8 K in poppy red

# i:SY

Ride it! Love it!



[iSY.de](https://www.isy.de)