

i:SY

Ride it! *Love it!*



LEGAL NOTICE:

Publisher

i:SY GmbH & Co. KG
Hauptstr. 34
32609 Hüllhorst/Germany
Info@iSY.de
- All rights are reserved -

Editorial team

Jessica Schumacher | i:SY
Nora Rolfsmeier | i:SY
Jessica Grashoff | The C/A Studio
Bastian van Velthoven | i:SY
Sven Honkomp | i:SY

Photos

Winfried Heinze | b.lateral
Lena Kaltenbach | b.lateral
Jessica Grashoff | The C/A Studio

Film

Jessica Grashoff | The C/A Studio

Conception, Layout & Design

Jessica Grashoff | The C/A Studio

Technical Support

Sven Honkomp | i:SY
René Ruddigkeit | i:SY
Mario Nösel | i:SY

Management & Coordination

Jessica Schumacher | i:SY

Our special thanks goes to:

Mobile Freizeit Maschen GmbH - www.mobile-freizeit-maschen.de
Knaus Tabbert AG - www.knaustabbert.de
Paddelbrett - www.paddelbrett.de
www.offroadwerk.de | www.plan-org.de/location-bei-koeln
f2_eventgalerie - www.f2halle.de
Marc-Antoine Petit - Künstler - Malerei, Bildhauerei | Kunstaussstellung: Invictus

i:SY
Ride it! Love it!

WHAT DOES i:SY MEAN TO YOU?

Within the i:SY team we address this question every day. We aim to create a bike that makes your everyday life easier. A bike which you can ride safely and carefree. A bike that puts a bright smile on your face every day, no matter what terrain you are riding on.

To achieve this, we have continuously developed and optimised our i:SY through the years. While doing this the constructive feedback from our i:SY community has always been a key factor. The distinctive frame geometry, the clear, timeless design and the exceptional riding characteristics are the foundation for a widespread acceptance, the high recognition value and the success of i:SY. For 15 years, we have been the benchmark in the compact bike segment - and we are proud to say: we are the original!

We are happy to receive your feedback again this year. We hope you enjoy browsing through our new i:SY magazine 2023!

THE ORIGINAL.



CONTENTS

06

i:SY - THE ORIGINAL.

- 06 The i:SY Principle
- 08 The i:SY vehicle concept
- 14 Our model series & colours at a glance
- 18 Our new products for the model year 2023

22

THE i:SY JOURNEY

- 24 Livin' in the City | i:SY S8 & i:SY S8 F B
- 42 Town & Countryside | i:SY S8 K
- 52 Outdoor Adventure | i:SY S10 Adventure
- 64 By the Seaside | i:SY E5 & i:SY E5 Comfort
- 86 Pop Art! | Limited Edition
- 94 Town & Countryside | i:SY N3.8 ZR
- 106 Livin' in the City | i:SY N3.8 ZR B
- 118 Outdoor Adventure | i:SY R14 ZR
- 130 Big City Life | i:SY XXL
- 146 Traffic Lights | i:SY SPEED
- 156 Carry & Smile | i:SY CARGO

GOOD TO KNOW

- 62 Air pressure
- 63 Ergonomic design & riding dynamics/suspension fork
- 85 i:SY care by the sea
- 127 i:SY transport on a bicycle rack
- 128 Battery range
- 151 S-pedelec
- 169 Cargo bike subsidy

170

i:SY RETAILER SEARCH

172

i:SY ON TOUR!

176

PIMP MY i:SY

180

MADE IN GERMANY

182

PRODUCT INDEX

184

i:SY MODEL OVERVIEW



THE ORIGINAL.

The i:SY Principle

The multi-award-winning unisex design and the perfectly conceived frame geometry make the i:SY unique. The iconic one size frame is adjustable in height and length, thus ensuring optimal power delivery in an upright sitting position. Experience the easiness of cycling and let yourself be convinced by the incomparable riding qualities.

Ride it! Love it!

ONE SIZE FITS ALL!

We have developed a frame which equally fits cyclists between 1.50 m and 1.85 m in height. For people taller than 1,85 m or slightly heavier than the average we have designed the i:SY XXL.

Although the i:SY is no heavyweight itself, it is able to withstand a great deal. The maximum permissible weight for the i:SY Compact model is 150 kg (120 kg rider's weight) while for the i:SY XXL model it is a brawny 180 kg (150 kg rider's weight).

20 INCHES OF i:SY CYCLING FUN

The adapted gear transmission ensures a normal pedalling frequency, equal to a 26 or 28 inch bike. The wheelbase corresponds to a 28 inch bicycle. You'll be right out in front when you set off with your i:SY thanks to the lower centrifugal mass of the small 20 inch wheels and the consequential fast acceleration. You'll also experience full agility - light and manoeuvrable on 20 inch wheels.

i:SY IN DETAIL

Thanks to the wide comfort tyres, the rigid frame and the low centre of gravity, you'll immediately feel safe and comfortable on the i:SY. The i:SY is also extremely resilient and stable whilst riding. This originates from the well balanced weight distribution in the bike, the battery position behind the seat tube playing a major part. If you lift the i:SY by its »carrying handle«, it won't tip away.





THE i:SY VEHICLE CONCEPT

Our frame concept basically comprises two sizes: the i:SY Compact and the i:SY XXL. Since last year, to ensure an even greater comfort we are offering a Comfort model for both sizes. The i:SY CARGO and the i:SY SPEED accomplish our varied i:SY model range.

20 INCHES - 2 FRAME SIZES - PERFECT!

Our frame concept features two sizes:

i:SY COMPACT

The standard frame is suitable for cyclists between 1.50 m and 1.85 m in height and weighing up to a maximum of 120 kg.

i:SY XXL

The XXL frame is suitable for cyclists between 1.85 m and 2.10 m in height and provides excellent riding comfort with a load capacity for cyclists weighing up to 150 kg. The head tube, seat tube, top tube length, wheelbase and tube diameters have all been suitably adapted. In addition, each i:SY XXL model is equipped with a front carrier.

Shorter cyclists who weigh more than others (115-150 kg) might also ride a XXL model. However, a few adjustments are necessary. A shorter stem and a handlebar which is further curved backwards are already part of the XXL Comfort model.

i:SY COMPACT



**MINIMUM
HEIGHT**
1.120 mm

i:SY COMPACT

OVERALL LENGTH
1.620 mm

With its reduced storage space and high portability, the compact 20 inch design makes the i:SY an ideal companion for travelling and everyday use. You can be on the move in an instant with your i:SY as it will fit even into the smallest of spaces: fold the pedals, turn the Speedlifter or ZECURE ALL-Up 2.0 by 90 degrees and lower the saddle and you get the dimensions shown above.



**MINIMUM
WIDTH**
290 mm

i:SY XXL



**MINIMUM
HEIGHT**
1.205 mm

i:SY XXL

OVERALL LENGTH
1.665 mm

After folding the pedals and turning the handlebar by 90 degrees, the minimum width of both the i:SY Compact and the i:SY XXL model is just 290 mm. Simply unbelievably practical when travelling with a motorhome, commuting by public transport or storing your i:SY in the hallway or shed on a daily basis.



**MINIMUM
WIDTH**
290 mm

i:SY COMFORT

To ensure even greater riding comfort, we offer selected i:SY Compact and XXL models in a Comfort version. These versions are fitted with a shorter stem, handlebars with a greater curve, a wider comfort saddle and a by.Schulz suspension seat post.

i:SY SPEED


With our S-Pedelects you can take a sporty, relaxed ride as you commute sustainably along your daily routes thanks to motor assistance up to 45 km/h. However, due to the greater speed, the S-Pedelects is no longer regarded as a bicycle under law; it is considered a moped, making it subject to special legal requirements.

i:SY CARGO

Our cargo bikes impress thanks to their unique and exceptional ride quality. Even fully loaded, they can be steered swiftly and flexibly through traffic.

i:SY CARGO

With two different model lengths, we offer you the chance of finding the optimal transport partner for your needs.



i:SY CARGO MAXI

OVERALL LENGTH
2.330 mm

MINIMUM HEIGHT
1.030 mm



MINIMUM WIDTH
290 mm



i:SY CARGO

OVERALL LENGTH
2.130 mm

MINIMUM HEIGHT
1.030 mm



MINIMUM WIDTH
290 mm



OUR i:SY MODEL SERIES

ALL MODELS, ALL COLOURS

Don't feel overwhelmed by our numerous (new) models and variants. What you need to do is visit your trusted i:SY retailer and go on a test ride, again and again. This is the only way to find out which i:SY is the perfect match for you! This way you'll find the i:SY which suits you best.

OUR MODEL VARIANTS

First and foremost, the models differ in their frame sizes (Compact or XXL, page 9), their different motors and their different gear shifts with different total gear ratios. We exclusively use BOSCH motors, which feature different torques. This means the higher the motor torque, the greater the pedal assistance. You'll find the precise details in the table below.

S8

Our S8 models are fitted with a SHIMANO Nexus 8-speed hub gear. The S8 RT features a back-pedal brake while the S8 F has a freewheel. Fitted with the harmonious BOSCH Active Line Plus motor, the S8 F and S8 RT are perfectly equipped for everyday use. This model is supplied with a chain drive only.

More info from page 24 onwards

Motor	BOSCH Active Line Plus
Torque	50 Nm
Battery	400 or 500 Wh
Gear shift	SHIMANO Nexus 8-speed
Drive unit	Chain

S10

Our **new** S10 model is fitted with SHIMANO Deore 10-speed derailleur gears. Used in combination with a powerful BOSCH Performance Line CX drive, the S10 is at home on any terrain. It is fitted with a Suntour suspension fork, which fully exploits its potential off paved roads.

More info from page 52 onwards

Motor	BOSCH Performance Line CX
Torque	85 Nm
Battery	545 Wh
Gear shift	SHIMANO Deore 10-speed
Drive unit	Chain

E5

Our popular E5 model series impresses thanks to a SHIMANO 5-speed hub gear specially developed for e-bikes, the BOSCH Performance Line motor and its toothed belt drive. The E5 Comfort models are new additions to the series for 2023. The top E5 model is equipped with a BOSCH Performance CX motor.

More info from page 64 onwards

Motor	BOSCH Performance Line (CX)
Torque	75 Nm 85 Nm (CX)
Battery	545 Wh
Gear shift	SHIMANO Nexus 5-speed
Drive unit	Toothed belt

N3.8

The N3.8 models with a continuously variable ENVILOLO hub gear, an easy-care toothed belt drive and a BOSCH Performance Line drive unit have long been a permanent fixture in our portfolio. Optimum for frequent riders and pleasure cyclists alike on flat or hilly terrain.

More info from page 94 onwards

Motor	BOSCH Performance Line
Torque	75 Nm
Battery	545 Wh
Gear shift	ENVILOLO 380, continuously variable
Drive unit	Toothed belt

R14


Our top model with a ROHLOFF Speedhub is equipped with the powerful BOSCH Performance Line CX motor. In addition to the 14-speed hub gear, this drive unit transforms the i:SY R14 into a perfect companion on uneven terrain. In the i:SY Speed variant (up to 45 km/h), the R14 is equipped with the BOSCH Nyon all-in-one on-board computer as standard.

More info from page 118 onwards


Motor	BOSCH Performance Line CX
Torque	85 Nm
Battery	545 Wh
Gear shift	ROHLOFF Speedhub 500/14
Drive unit	Toothed belt

i:SY COLOUR RANGE

MODEL YEAR 2023




pepper black
matt



cosmos blue
matt




seashell white
shiny



urban blue
matt

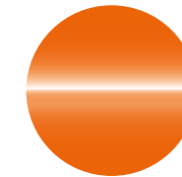
Exclusive for
the N3.8 B



poppy red
shiny



mint green
shiny




happy orange
shiny



froggy green
shiny



sunny yellow
matt



opal green
shiny

OUR i:SY NOVELTIES

for the model year 2023

On the following pages, we will show you a few new series components, practical accessories in i:SY style and, obviously, the new i:SY models for 2023.



RANGE

Greater range, even greater riding pleasure. The new i:SY for the model year 2023 feature even more battery watt hours. The i:SY E5, N3.8, R14 and Cargo models are provided with 545 Wh while the Speeds run on even greater power at 725 Wh.



i:SY FOLDING PEDALS

We have developed our own folding pedal for the model year 2023. The i:SY Folding Pedal impresses with a larger contact surface, anti-slip properties and an easy-to-use folding function. The sturdy, metal-reinforced structure ensures high stability and a long service life. Quality »made by i:SY«.

BELL

i:SY is using its familiar, time-tested bell design again for the new model year 2023. This is placed in an ergonomically optimised position, making it easy to use.



MONKEYLOAD-T

With an innovative Carrier Rear Rack base, MonkeyLoad-T puts an end to tricky, often unsafe attachment of baskets and bags. Thanks to the MonkeyLoad T top plate with a special cushioning layer, bags and baskets simply snap into place. Nothing rattles; everything fits and sits firmly and securely in position. Just lock into place and you're ready to go.



ZECURE SADDLE

Sit properly. Ride properly. The new i:SY have been fitted with larger, more comfortable saddles to ensure even greater riding comfort. All Comfort models are supplied with XL saddles instead of size L. All other models come with size L instead of M.

ABUS FRAME LOCK

The ABUS 4750 frame lock is now fitted as standard and included in the total price. The i:SY Lock Chain and matching i:SY Saddle Bag are available separately from the accessories range.



THE NEW MODELS 2023

i:SY S8 F B | p. 32

i:SY S8 K | p. 42

i:SY S10 ADVENTURE | p. 52

i:SY E5 ZR COMFORT | p. 74

i:SY POP ART SPECIAL EDITION | p. 86

i:SY N3.8 B | p. 106

THE NEW ACCESSORIES 2023

i:SY REAR RACK BASKET, ALUMINUM | p. 38

i:SY HANDLEBAR VASE | p. 39

i:SY REAR RACK BASKET, ALU, CROSS | p. 83

i:SY FRONT BASKET, ALUMINUM | p. 116

ABUS HUD-Y BY i:SY | p. 142



READY... STEADY... GO!

On the following pages, we present all our i:SY models, including accessories, in different areas of use. You'll not only become familiar with the entire i:SY range; you'll also meet a few fictitious characters who embody the wide variety of lifestyles and needs in our i:SY community. You'll also receive recommendations for fantastic accessory combinations and will learn a whole lot about our i:SY at the same time. **You can bring each section to life by scanning the QR code on each title page.** What are we waiting for? Let's go!





LIVIN' IN THE CITY

i:SY EVERYDAY URBAN LIFE | i:SY S8 & S8 F B

A bike is the best choice for the environment and your nerves when you go on shopping trips. Riding a bike makes you happy, but searching for a parking spot for ages certainly does not. Try it! Your life could be so i:SY...

START VIDEO!

**SCAN QR CODE NOW
& BRING THIS
SECTION TO LIFE!**



CIAO!

» We are Lou and Julian, best friends since play school. We have a great deal in common and share one great passion in particular: shopping! We love riding together through the city in style at weekends, discovering the latest trends in the world of brands. We've been thinking about buying e-bikes for some time now as it's a great option for getting around the city on a daily basis. It's much more comfortable and efficient – you don't break a sweat as easily and get to your destination sooner. And it also gets you noticed! «



Lou | 33 years | 1,65 m



Julian | 34 years | 1,77 m



i:SY S8 & S8 B

Why we decided on these i:SY models

» The brand caught our eye on social media and we were instantly captivated by the timeless UNISEX design and the whole concept behind the brand. The i:SY is simply unique and truly stands out and we love to stand out! After the first test ride, it was clear to us: our next major purchase would be an i:SY!

SHIMANO Nexus 8-speed hub gears

Our i:SY S8 F and S8 F B are equipped with a chain drive, disc brakes and the high-performance BOSCH Active Line Plus motor. i:SY also offers an incredibly wide range of accessories that make everyday city life much easier. What more could you ask for? We must also say quite clearly that the two S8 models, which are entry-level bikes in the i:SY world, also came within our budget. We still had enough money left over at the end, so we treated ourselves to a few lifestyle accessories. They are also a little lighter than the other i:SY models, which makes it a little easier to carry them up stairs «

i:SY S8 F



illustration similar

Shown here:
pepper black, matt

Gear shift	SHIMANO Nexus 8-speed, with freewheel
Motor	BOSCH Active Line Plus, 50 Nm
Drive unit	KMC e8 Sport EPT, e-bike chain
Battery	BOSCH PowerPack 400, 36 V, 11 Ah 400 Wh
Display	BOSCH Intuvia
Weight	about 24.0 kg (including battery)
Assistance	25 km/h
Colours	● pepper black, matt

Frame	Original i:SY compact 47 cm unisex
Push assist	6 km/h
Charger	BOSCH Compact Charger 2 Ah
Fronthub	SHIMANO Deore HB-M6000, Centerlock
Rims	RYDE Andra 40 Disc, 32 H
Tyres	SCHWALBE Pick Up, Super Defense, 60-406
Brakes	TEKTRO HD-T280, 2-piston hydraulic brake, front/rear disc brakes
Handlebar	i:SY 30° handlebar
Handlebar adjustment	SPEEDLIFTER Twist T22, height-adjustable by 220 mm & pivotable by 90°
Stem	i:SY Stem, 70 mm
Grips	ERGON GC10 ergonomic grips
Seat post	i:SY Seat Post, 415 mm, ø 34.9 mm
Saddle	ZECURE, Hydro Foam, L
Pedals	i:SY Anti-Slip Folding Pedal
Headlight	FUXON FF-100EB, 100 lux LED with main beam
Rear light	FUXON R-Glow S LED
Lock	ABUS lock, same key for frame and battery
Carrier	i:SY Carrier Rear Rack, MonkeyLoad ready
Perm. total weight	150 kg



i:SY S8 RT



illustration similar

Shown here:
pepper black, matt

Gear shift	SHIMANO Nexus 8-speed gear shift, with backpedal
Motor	BOSCH Active Line Plus motor, 50 Nm
Drive unit	KMC e8 Sport EPT drive unit, e-bike chain
Battery	BOSCH PowerPack 400, 36 V, 11 Ah 400 Wh
Display	BOSCH Intuvia
Weight	about 24.0 kg (including battery)
Assistance	25 km/h
Colours	● pepper black, matt

Frame	Original i:SY compact 47 cm unisex
Push assist	6 km/h
Charger	BOSCH Compact Charger 2 Ah
Fronthub	SHIMANO Deore HB-M6000, Centerlock
Rims	RYDE Andra 40 Disc, 32 H
Tyres	SCHWALBE Pick Up, Super Defense, 60-406
Brakes	TEKTRO HD-T280 brakes, 2-piston hydraulic brake, front/rear disc brakes
Handlebar	i:SY 30° handlebar
Handlebar adjustment	SPEEDLIFTER Twist T22, height-adjustable by 220 mm & pivotable by 90°
Stem	i:SY Stem, 70 mm
Grips	ERGON GC10 ergonomic grips
Seat post	i:SY Seat Post, 415 mm, ø 34.9 mm
Saddle	ZECURE, Hydro Foam, L
Pedals	i:SY Anti-Slip Folding Pedal
Headlight	FUXON FF-100EB, 100 lux LED with main beam
Rear light	FUXON R-Glow S LED
Lock	ABUS lock, same key for frame and battery
Carrier	i:SY Carrier Rear Rack, MonkeyLoad ready
Perm. total weight	150 kg



i:SY S8 F



illustration similar

ENTRY-LEVEL MODEL
NOW WITH INTUVIA DISPLAY

Shown here:
poppy red, shiny

Gear shift	SHIMANO Nexus 8-speed, with freewheel
Motor	BOSCH Active Line Plus, 50 Nm
Drive unit	KMC e8 Sport EPT, e-bike chain
Battery	BOSCH PowerPack 500, 36 V, 13,4 Ah 500 Wh
Display	BOSCH Intuvia
Weight	about 24.1 kg (including battery)
Assistance	25 km/h
Colours	<ul style="list-style-type: none"> pepper black, matt froggy green, shiny poppy red, shiny

Frame	Original i:SY compact 47 cm unisex
Push assist	6 km/h
Charger	BOSCH Compact Charger 2 Ah
Fronthub	SHIMANO Deore HB-M6000, Centerlock
Rims	RYDE Andra 40 Disc, 32 H
Tyres	SCHWALBE Pick Up, Super Defense, 60-406
Brakes	TEKTRO HD-T280, 2-piston hydraulic brake, front/rear disc brakes
Handlebar	i:SY 30° handlebar
Handlebar adjustment	SPEEDLIFTER Twist T22, height-adjustable by 220 mm & pivotable by 90°
Stem	i:SY Stem, 70 mm
Grips	ERGON GC10 ergonomic grips
Seat post	i:SY Seat Post, 415 mm, ø 34.9 mm
Saddle	ZECURE, Hydro Foam, L
Pedals	i:SY Anti-Slip Folding Pedal
Headlight	FUXON FF-100EB, 100 lux LED with main beam
Rear light	FUXON R-Glow S LED
Lock	ABUS lock, same key for frame and battery
Carrier	i:SY Carrier Rear Rack, MonkeyLoad ready
Perm. total weight	150 kg



i:SY S8 RT



illustration similar

ENTRY-LEVEL MODEL
NOW WITH INTUVIA DISPLAY

Shown here:
froggy green, shiny

Gear shift	SHIMANO Nexus 8-speed, with backpedal
Motor	BOSCH Active Line Plus, 50 Nm
Drive unit	KMC e8 Sport EPT, e-bike chain
Battery	BOSCH PowerPack 500, 36 V, 13,4 Ah 500 Wh
Display	BOSCH Intuvia
Weight	about 24.1 kg (including battery)
Assistance	25 km/h
Colours	<ul style="list-style-type: none"> pepper black, matt froggy green, shiny poppy red, shiny

Frame	Original i:SY compact 47 cm unisex
Push assist	6 km/h
Charger	BOSCH Compact Charger 2 Ah
Fronthub	SHIMANO Deore HB-M6000, Centerlock
Rims	RYDE Andra 40 Disc, 32 H
Tyres	SCHWALBE Pick Up, Super Defense, 60-406
Brakes	TEKTRO HD-T280, 2-piston hydraulic brake, front/rear disc brakes
Handlebar	i:SY 30° handlebar
Handlebar adjustment	SPEEDLIFTER Twist T22, height-adjustable by 220 mm & pivotable by 90°
Stem	i:SY Stem, 70 mm
Grips	ERGON GC10 ergonomic grips
Seat post	i:SY Seat Post, 415 mm, ø 34.9 mm
Saddle	ZECURE, Hydro Foam, L
Pedals	i:SY Anti-Slip Folding Pedal
Headlight	FUXON FF-100EB, 100 lux LED with main beam
Rear light	FUXON R-Glow S LED
Lock	ABUS lock, same key for frame and battery
Carrier	i:SY Carrier Rear Rack, MonkeyLoad ready
Perm. total weight	150 kg





NEW!

The i:SY S8 F B

» Obviously, I love the brown details such as the saddle, grips and tyres the most on the new model. They're simply mega stylish. It gives the i:SY a real laid-back retro look. A 400 Wh BOSCH battery is built into both our models. The battery range may be a little shorter but it's perfectly adequate for our rides around the city. Other unbelievably practical features on this model are the tool-free angle-adjustable stem and the tension strap included, which makes the i:SY the ideal shopping companion! «

i:SY S8 F B



MONKEY LOAD ready

EXCLUSIVE EQUIPMENT
BROWN GRIPS, TIRES AND SADDLE

ANGLE-ADJUSTABLE STEM

400 WH BATTERY

illustration similar

Shown here: pepper black, matt

Gear shift	SHIMANO Nexus 8-speed, with freewheel
Motor	BOSCH Active Line Plus, 50 Nm
Drive unit	KMC e8 Sport EPT, e-bike chain
Battery	BOSCH PowerPack 400, 36 V, 11 Ah 400 Wh
Display	BOSCH Intuvia
Weight	about 24.3 kg (including battery)
Assistance	25 km/h
Colours	● pepper black, matt

Frame	Original i:SY compact 47 cm unisex
Push assist	6 km/h
Charger	BOSCH Compact Charger 2 Ah
Fronthub	SHIMANO Deore HB-M6000, Centerlock
Rims	RYDE Andra 40 Disc, 32 H
Tyres	SCHWALBE Super MotoX, brown, 62-406
Brakes	TEKTRO HD-T280, 2-piston hydraulic brake, front/rear disc brakes
Handlebar	i:SY 30° handlebar
Handlebar adjustment	SPEEDLIFTER Twist T22, height-adjustable by 220 mm & pivotable by 90°
Stem	i:SY tool-free angle-adjustable stem 90 mm
Grips	Urban leather grips
Seat post	i:SY Seat Post, 415 mm, ø 34.9 mm
Saddle	Urban leather saddle, brown, L
Pedals	i:SY Anti-Slip Folding Pedal
Headlight	FUXON FF-100EB, 100 lux LED with main beam
Rear light	FUXON R-Glow S LED
Lock	ABUS lock, same key for frame and battery
Carrier	i:SY Carrier Rear Rack, MonkeyLoad ready
Perm. total weight	150 kg



i:SY S8 F B

MONKEY
LOAD ready



illustration similar

EXCLUSIVE
EQUIPMENT

BROWN GRIPS,
TIRES AND
SADDLE

ANGLE-
ADJUSTABLE
STEM

500 WH
BATTERY

Shown here:
seashell white, shiny

Gear shift	SHIMANO Nexus 8-speed, with freewheel
Motor	BOSCH Active Line Plus, 50 Nm
Drive unit	KMC e8 Sport EPT, E-Bike Kette
Battery	BOSCH PowerPack 500, 36 V, 13,4 Ah 500 Wh
Display	BOSCH Intuvia
Weight	about 24.4 kg (including battery)
Assistance	25 km/h
Colours	<ul style="list-style-type: none"> ● opal green, shiny ● seashell white, shiny

Frame	Original i:SY compact 47 cm unisex
Push assist	6 km/h
Charger	BOSCH Compact Charger 2 Ah
Fronthub	SHIMANO Deore HB-M6000, Centerlock
Rims	RYDE Andra 40 Disc, 32 H
Tyres	SCHWALBE Super MotoX, brown, 62-406
Brakes	TEKTRO HD-T280, 2-piston hydraulic brake, front/rear disc brakes
Handlebar	i:SY 30° handlebar
Handlebar adjustment	SPEEDLIFTER Twist T22, height-adjustable by 220 mm & pivotable by 90°
Stem	i:SY tool-free angle-adjustable stem 90 mm
Grips	Urban leather grips
Seat post	i:SY Seat Post, 415 mm, ø 34.9 mm
Saddle	Urban leather saddle, brown, L
Pedals	i:SY Anti-Slip Folding Pedal
Headlight	FUXON FF-100EB, 100 lux LED with main beam
Rear light	FUXON R-Glow S LED
Lock	ABUS lock, same key for frame and battery
Carrier	i:SY Carrier Rear Rack, MonkeyLoad ready
Perm. total weight	150 kg

THE ORIGINAL.

» There are a whole host of i:SY imitations on the market now, but we've always fully consciously chosen originals. Quality and long life cycles are our top priority. i:SY has been building its little two-wheelers for fifteen years now! So much experience and real passion have gone into them and that's why this product is so perfect. «





The i:SY world is colourful!

» ... and that's why we love i:SY even more! With the Pimp my i:SY decals, each i:SY can be just as colourful and diverse as the world we live in. Our world is free and diverse and that's a damn good thing! «

You'll find more about Pimp my i:SY from p.176



GET THE LOOK! i:SY ACCESSORIES



①

i:SY FRONT CARRIER KLICKFIX

The rugged i:SY Front Carrier with its integrated KLICKfix adapter allows you to cleverly attach different i:SY bags and baskets securely.

Material: Steel
Colour: black
Dimensions: 18 x 26 x 20 cm (W x H x D)
Max. load: 12 kg (carrier)/7 kg (KLICKfix)
Weight: 1.100 g
Art. no.: 23000000
RRP: 99,95 EUR

②

i:SY FRONT CARRIER SHOPPING BAG

This light, versatile shopping bag with an integrated KLICKfix adapter can be simply attached to the i:SY Front Carrier and casually worn over the shoulder to do the shopping. It can also be folded.

Art. no.: 23000062
RRP: 49,95 EUR



③

i:SY REAR RACK BASKET, ALUMINUM

The modern, stylish rack basket with base boards in a wood look can be attached to the i:SY Rack from model year 2022 onwards using the MonkeyLoad-T adapter (included) and even locked.

Art. no.: 23000128
RRP: 99,95 EUR



④

i:SY HANDLEBAR VASE

Made of real wood, the lovingly designed flower vase can be fitted to the handlebars very easily and is watertight, as you would expect.

Material: Wood with a waterproof finish, watertight plastic insert, attachment rings made of rubber
Colour: happy orange
Art. no.: 23000114
RRP: 14,95 EUR

⑤

i:SY FRONT CARRIER MAXI

The large, sturdy i:SY Front Carrier Maxi offers ample support surface for individual transport solutions such as a variety of wooden boxes or drink crates.

Colour: black
Dimensions: 45 x 16 x 29 cm (W x H x D)
Max. load: 12 kg
Weight: 1.600 g
Art. no.: 23000002
RRP: 89,95 EUR

⑥

i:SY REAR RACK BASKET

The large i:SY Rear Rack Basket with a MonkeyLoad Adapter Plate is compatible with the i:SY Rack from model year 2022 onwards. It can be removed in an instant and can even be locked.

Dimensions: 42 x 28 x 31 cm

Weight: about 1.500 g

Art. no.: 23000052

RRP: 54,95 EUR



⑦

i:SY BASKET-BAG

The i:SY Basket Bag is a practical insert bag with a zip and carrying straps for the i:SY Rack Basket.

It's also available as a cooling bag with a thermal function (See p.82)

Dimensions: 42 x 30 x 22 cm

Weight: about 250 g

Capacity: about 30 litres

Material: 300D Polyester

Art. no.: 23000065

RRP: 24,95 EUR



TOWN & COUNTRYSIDE

i:SY DAILY ROUTINE WITH LOTTI | i:SY S8 K

Taking the dog out for a short walk? Specially developed for dogs, the BASIL »Buddy« front basket allows your four-legged friend to accompany you on longer excursions any time. With the i:SY, every walk becomes an exciting adventure – for you and your beloved pet.



START VIDEO!
SCAN QR CODE NOW
& BRING THIS
SECTION TO LIFE!



HI THERE!

» My name's Christian and this is Lotti. Every day, we spend time outdoors in the fresh air. One thing we love to do is to go right round the city park, which we can easily reach by e-bike. Lotti is crazy about riding on the bike - she loves to hold her head up and feel the breeze. And if we're in the mood, we can quickly go a little further outside the city and enjoy the peace and quiet in the countryside. «



Christian | 65 years | 1,80 m

i:SY S8 K **NEW!**

Why I decided on this i:SY model

» To tell the truth, Lotti and I may still both be very fit but we're not getting any younger, so we looked around for an e-bike. I wanted a bike that provided good solutions for carrying dogs. My retailer offered to let me take the i:SY for a test ride and showed me the "Buddy" with a matching carrier. What can I say? A marvel! The MIK carrier is fixed to the frame on the head tube, so I can steer without any limitations and the low centre of gravity means we're very safe as we ride along. And most importantly, I can keep an eye on Lotti when she is up front and not in the back. «

SHIMANO Claris 8-speed derailleur gears

» I opted for the i:SY S8 K as I like to go on more energetic rides without Lotti now and again and have also used derailleur gears since my youth. It weighs less than the other i:SY models and I'm very familiar with the way it's handled. Thanks to the powerful BOSCH Performance Line motor I can go on longer rides each day. Since I own my i:SY, I am more active than ever before. «



i:SY S8 K

NEW!
WITH
DERAILLEUR
GEARS

MONKEY
LOAD ready



illustration similar

Shown here:
froggy green, shiny

Gear shift	SHIMANO Claris 8-speed, with freewheel
Motor	BOSCH Performance Line, 75 Nm
Drive unit	KMC e8 Sport EPT, e-bike chain
Battery	BOSCH PowerPack 545, 36 V, 14,4 Ah 545 Wh
Display	BOSCH Intuvia 100
Weight	23.8 kg (including battery)
Assistance	25 km/h
Colours	<ul style="list-style-type: none"> pepper black, matt froggy green, shiny poppy red, shiny happy orange, shiny opal green, shiny

Frame	Original i:SY compact 47 cm unisex
Push assist	6 km/h
Charger	BOSCH Compact Charger 4 Ah
Fronthub	SHIMANO Deore HB-M6000, Centerlock
Rims	RYDE Andra 40 Disc, 32 H
Tyres	SCHWALBE Pick Up, Super Defense, 60-406
Brakes	TEKTRO HD-T280, 2-piston hydraulic brake, front/rear disc brakes
Handlebar	i:SY 30° handlebar
Handlebar adjustment	SPEEDLIFTER Twist T22, height-adjustable by 220 mm & pivotable by 90°
Stem	i:SY Stem, 70 mm
Grips	ERGON GP10 ergonomic grips
Seat post	i:SY Seat Post, 415 mm, ø 34.9 mm
Saddle	ZECURE, Hydro Foam, L
Pedals	i:SY Anti-Slip Folding Pedal
Headlight	FUXON FF-100EB, 100 lux LED with main beam
Rear light	FUXON R-Glow S LED
Lock	ABUS lock, same key for frame and battery
Carrier	i:SY Carrier Rear Rack, MonkeyLoad ready
Perm. total weight	150 kg



GET THE LOOK! i:SY ACCESSORIES



①

i:SY MIK FRONT CARRIER

The sturdy i:SY Front Carrier with integrated MIK system is compatible with both the BASIL Buddy Dog Basket and many other MIK bags and baskets. What's more, you can also attach a KLICKfix adapter.

Colour: black
Dimensions: 28 x 20 x 16 cm (W x H x D)
Max. load: 12 kg
Weight: 1.100 g
Art. no.: 23000001
RRP: 109,95 EUR
Not approved for i:SY SPEED.

②

BASIL BUDDY DOG BASKET BY i:SY

This practical dog basket allows you to safely carry your four-legged friend. It can be attached to the i:SY Front Carrier MIK without any tools. A harness made of hygienic plastic, reflective elastic straps and a carrying handle are all included.

Material: Polypropylene
Dimensions: 48 x 37 x 28 cm (external dimensions)
Fastening system: MIK
Capacity: 32 litres
Max. load: 9 kg
Art. no.: 23000050
RRP: 134,95 EUR
Not approved for i:SY SPEED.

③

WIRE DOME FOR BUDDY DOG BASKET

The wire dome prevents your four-legged pet from jumping out of the Buddy Dog Basket. Thanks to the generous holes in the mesh his view is not blocked.

Material: Steel
Dimensions: 45 x 36 x 27 cm
Colour: black
Weight: 1.600 g
Art. no.: 5020932
RRP: 24,99 EUR



KLICKFIX CADDY HANDLEBAR ADAPTER

The KLICKfix Caddy allows the i:SY MIK Front Carrier to also hold KLICKfix bags and baskets. [Not shown]

Max. load: 7 kg
Weight: 120 g
Art. no.: 5020544
RRP: 24,95 EUR



④

i:SY FOLDABLE BASKET

The i:SY basket with MonkeyLoad adapter plate fits to all i:SY carriers manufactured in 2022 or later. The spacious basket is simply clicked on and off the Carrier Rear Rack. Also versatile in its use, it can be completely closed with a strap, carried with the carrying grips and folded away for space-saving storage when not in use.

Material: Polyester
Capacity: 13 litres
Dimensions: 31 x 20 x 23 cm
Art. no.: 23000034
RRP: 74,95 EUR

⑤

i:SY ADAPTER

Fitted to the head tube, this adapter can hold numerous accessory items. Practical as within grip distance and seamlessly integrated into the bike.

Material: stainless steel
Surface finish: brushed
Weight: 55 g
Art. no.: 23000004
RRP: 14,95 EUR

MONKEYLINK MAGNETIC HOLDER

When used with the i:SY Adapter, a wide range of accessories such as the ML Twist Bottle, ML Anything Twist or ML ABUS Bordo holder can be attached to the head tube thanks to the MonkeyLink Magnetic Holder. (See p.60 for image)

Weight: 18 g
Art. no.: 5028481
RRP: 9,99 EUR



⑥

MONKEYLINK »ANYTHING TWIST« BOTTLE HOLDER

No matter whether the water bottle is for you or your pet (as in the photo), the object of your choice can be easily and securely gripped into position thanks to the Boa® Fit System and anti-slip insert. You then simply snap the system into the MonkeyLink magnetic holder.

Art. no.: 5028492
RRP: 39,99 EUR



⑦

MONKEYLINK TWIST BOTTLE

More info on p.60



OUTDOOR ADVENTURE

OFFROAD-FUN | i:SY S10 ADVENTURE

Climbing a really steep slope off the beaten track? Now, it's possible - with the first and only i:SY model with a suspension fork, deep-tread tyres and a 10-speed derailleur gears. Ride it! *Love it!*



START VIDEO!

SCAN QR CODE NOW
& BRING THIS
SECTION TO LIFE!

HI!

» I'm Tom. Outdoor sport is my great passion. Anything to do with movement and speed that can be done outdoors simply amazes me. Besides my racing bike and my MTB (non-electric), I've recently started riding the i:SY S10 Adventure, an extremely nimble, stable, versatile bike which ensures I have an absolute blast off the beaten track. I'm not only safe riding it off-road, but also on the road. «



Tom | 38 years | 1,84 m

i:SY S10 **NEW!** ADVENTURE

Why I decided on this i:SY model

» Since my parents have been "i:SY enthusiasts" for a number of years, I'm already quite familiar with the compact bikes and I find the ride performance great. Now that i:SY has launched a model with derailleur gears and a suspension fork for the first time, the S10 ADVENTURE, I just had to try it out. «



SHIMANO 10-speed with freewheel

» Obviously, it won't replace my trusty old mountain climber, but it's a real fun bike for off-road adventures. It's superbly equipped for such terrain with its 10-speed derailleur gears, deep-tread tyres and suspension fork. The somewhat elongated sitting position puts much more stress on the handlebar contact point, allowing the suspension fork to fully exploit its potential. Comfortable riding fun is simply inevitable on this model! «





LOCATION

More information on the 83-hectare
»Grauwacke« outdoor location near Cologne:
www.plan-org.de/location-bei-koeln

Contact person:

Jörg M. Sommer
info@joergsommer.de
+49 2181 8199497

i:SY S10 ADVENTURE

NEW!
SHIMANO 10-SPEED
GEAR SHIFT,
DEEP-TREAD TYRES
AND SUSPENSION
FORK



illustration similar

Shown here:
happy orange, shiny

Gear shift	SHIMANO Deore 10-speed, with freewheel
Motor	BOSCH Performance Line CX, 85 Nm
Drive unit	KMC e8 Sport EPT, e-bike chain
Battery	BOSCH PowerPack 545, 36 V, 14,4 Ah 545 Wh
Display	BOSCH KIOX 300
Weight	about 24.9 kg (including battery)
Assistance	25 km/h
Colours	<ul style="list-style-type: none"> pepper black, matt happy orange, shiny opal green, shiny

Frame	Original i:SY compact 47 cm unisex
Push assist	6 km/h
Charger	BOSCH Compact Charger 4 Ah
Fronthub	SHIMANO Deore HB-MT400-B
Fork	SR Suntour Mobie34-CGO Boost DS LO 1.5 15LH-110 20", 60mm
Rims	RYDE Andra 40 Disc, 32 H
Tyres	SCHWALBE Smart Sam Performance 60 mm
Brakes	TEKTRO HD-T532 brakes, 4/2-piston front/rear disc brakes
Handlebar	i:SY 20° handlebar, 35 mm
Handlebar adjustment	ZECURE All-Up 2.0, height-adjustable by 150 mm
Stem	ZECURE All-Up 2.0, 90 mm
Grips	ERGON GP10 ergonomic grips
Seat post	i:SY Seat Post, 415 mm, ø 34.9 mm
Saddle	ZECURE, Hydro Foam, L
Pedals	i:SY Anti-Slip Folding Pedal
Headlight	FUXON FF-100EB, 100 lux LED with main beam
Rear light	FUXON R-Glow S LED
Lock	ABUS lock, same key for frame and battery
Carrier	i:SY Carrier Rear Rack, MonkeyLoad ready
Perm. total weight	150 kg



GET THE LOOK! i:SY ACCESSORIES



i:SY BACKPACK WITH KLICKFIX

The sporty, waterproof i:SY Backpack with padded straps, rear panel and removable inner compartment can also be snapped onto the i:SY KLICKfix front carrier thanks to the hidden adapter.

Dimensions: 43 x 37 x 18 cm
Weight: about 760 g
Capacity: about 25 litres
Material: Nylon with PU coating
Art. no.: 23000030
RRP: 124,95 EUR




①

i:SY TRUNK BAG

The compact Trunk Bag can be attached to the i:SY Carrier Rear Rack from model year 2022 onwards using the MonkeyLoad-T adapter (included). It can be removed in an instant and locked. It also provides additional storage space thanks to the fold-out side bags.

Material: Nylon
Dimensions: 30 x 20 x 180 cm
Colour: black
Weight: 950 g
Art. no.: 23000035
RRP: 89,95 EUR





②

i:SY ADAPTER

Fitted to the head tube, this adapter can hold numerous accessory items. Practical as within grip distance and seamlessly integrated into the bike.

Material: Stainless steel
Surface finish: brushed
Weight: 55 g
Art. no.: 23000004
RRP: 14,95 EUR

MONKEYLINK MAGNETIC HOLDER

When used with the i:SY Adapter, a wide range of accessories such as the ML Twist Bottle, ML AnyThing Twist or ML ABUS Bordo Holder can be attached to the head tube thanks to the MonkeyLink magnetic holder.

Weight: 18 g
Art. no.: 5028481
RRP: 9,99 EUR

③

MONKEYLINK BOTTLE TWIST

The ML bottle Twist is intuitively attached to the MonkeyLink Magnetic Holder thanks to a magnet. It is safely attached to the i:SY and within easy reach.

Filling capacity: 590 ml
Weight: 73 g
Dimensions: 208 x 86 mm
Art. no.: 5028502
RRP: 39,95 EUR



④

i:SY SADDLE BAG

The practical i:SY Saddle Bag not only looks stylish but is also very practical. It can be used to store items such as the i:SY Plug-in Chain, small personal belongings or tools.

Art. no.: 23000031
RRP: 19,95 EUR



⑤

i:SY LOCK CHAIN

Used in combination with the frame lock, now fitted as standard, the i:SY Lock Chain can be secured to fixed objects. 130 cm long, the textile-covered plug-in chain can be stowed in the saddle bag which is available separately.

Weight: about 1,140 g
Art. no.: 23000116
RRP: 44,95 EUR





6

i:SY AIR PUMP

The practical i:SY Air Pump with removable tube can be attached very easily to the i:SY Adapter thanks to the supplied frame bracket.

Dimensions: 205 mm

Weight: 132 g

Material: Aluminum, composite and carbon components

Art. no.: 23000070

RRP: 39,95 EUR



GOOD TO KNOW

AIR PRESSURE

People often think “more is better” and blow tyres up quickly without giving it much thought. However, this reduces riding comfort significantly. The maximum air pressure in the SCHWALBE tyres that we use is 4.5 bar (S10 Adventure 3.5 bar). But how much pressure does a tyre really need? We aim to ensure both smooth rolling performance and maximum riding comfort.

The upright sitting position on the i:SY reduces impact on the front wheel so that it doesn't require high pressure. We thus use the minimum requirement of 2.0 bar as a reference and recommend an air pressure of no more than 2.0 to 2.5 bar for the front wheel, depending on the rider's weight. As the rear wheel is subject to greater load, we recommend 2.2 to 3.0 bar there, depending on body weight. Incidentally, the SCHWALBE tyres we use offers extremely stable ride performance and are virtually puncture-proof thanks to their design.

SUSPENSION FORK, ERGONOMIC DESIGN & RIDING DYNAMICS

We quite intentionally do not include a suspension fork in all other i:SY models. Due to the geometry of the frame your seating position is in a low angle. That means that you are sitting further behind and somehow more upright than on other bikes. Therefore, the saddle, the main contact point, is subject to the greatest stress load. That's why our i:SY models can also be equipped with a suspension seat post as an option at an additional charge. The pedals, the second contact point, are pushed from behind or above. This also reduces the strain on your hands. Your hands simply rest or hold on to the handlebars, the third contact point, with little pressure.

As a result, impacts are only transmitted to the wrists and upper body to a limited extent. The balloon tyre absorbs the rest with optimised, individually adjusted air pressure. The suspension fork, due to its design, adds another 1 kg to the overall weight.

Recommendations on how to achieve even greater riding comfort can also be found in the »Good to know« section on www.iSY.de.





AT THE SEASIDE

MOTORHOME | TRAVELLING | i:SY E5 ZR & E5 ZR COMFORT

As a motorhome enthusiast and i:SY devotee, you can combine town, culture and the countryside at any time. Go out to the coast, do a little shopping in the locality or explore the area around the camping site... What do you fancy doing?

START VIDEO!
SCAN QR CODE NOW
& BRING THIS
SECTION TO LIFE!



AHOY!

» We're Emma and Max and live in a small town in northern Germany. After our children left home, we discovered a new passion: touring with a motorhome. We prefer to combine the town, beach and culture on our trips and allow ourselves to have a really good time. The things we take with us on trips must always be practical and easy to stow away since space is limited in the motorhome. We have learned to limit ourselves, although, obviously, we don't want to deprive ourselves of a certain level of comfort. «



Max | 47 years | 1,82 m

Emma | 52 years | 1,74 m



i:SY E5 ZR & E5 ZR COMFORT

Why we decided on these i:SY models

» It's very important for us to be flexible while on the road so that we can explore the area directly from the camping site as it's often a challenge to manoeuvre the motorhome in towns and cities. With our i:SY, we can start our riding pleasure directly from our camping site. «

SHIMANO 5-speed internal gear hub

» We ride with our i:SY not only in urban areas but also a great deal in rural areas. The five gears are perfectly adequate for us. The robust SHIMANO 5-speed internal gear hub with a toothed belt drive was specially developed for e-bikes: it's quiet, requires little maintenance and is very easy to operate. With the help of the powerful BOSCH Performance Line motor, even heavy storms cease to be an issue for us here in the north. The E5 is ideal for use on a daily basis, offering hours of riding pleasure. «



i:SY Transformation

» The i:SYs can be easily stowed away securely in an instant in our motorhome and take up little space. When you fold up the pedals and turn the handlebars 90° using the Speedlift function, the bike is reduced to just 29 cm, ready for transport. The handlebars and saddle can also be adjusted in height - thanks to the Speedlifter Twist and the i:SY Quick Release, this can even be done without tools! And don't forget: clean hands, clean clothes and a clean i:SY thanks to the almost maintenance-free GATES toothed belt. «

See p.10 for full dimensions of i:SY models



More information about
Mobile Freizeit Maschen GmbH:

www.mobile-freizeit-maschen.de



New colour: sunny yellow

NEW!

» Last year, I was already contemplating to buy an i:SY. Now, I am very happy I didn't buy one until this year as the new colour sunny yellow has been added to the range. This melon yellow colour is my absolute favourite! «



i:SY E5 ZR F



WITH 5-SPEED HUB GEAR SPECIALLY DESIGNED FOR E-BIKES

illustration similar

Shown here: **sunny yellow, matt**

Gear shift	SHIMANO Nexus 5-speed, with freewheel	
Motor	BOSCH Performance Line, 75 Nm	
Drive unit	GATES CDX Centertrack toothed belt drive	
Battery	BOSCH PowerPack 545, 36 V, 14,4 Ah 545 Wh	
Display	BOSCH Intuvia 100	
Weight	about 24.3 kg (including battery)	
Assistance	25 km/h	
Colours	<ul style="list-style-type: none"> ● pepper black, matt ● froggy green, shiny ● poppy red, shiny ● happy orange, shiny ● seashell white, shiny 	<ul style="list-style-type: none"> ● cosmos blue, matt ● mint green, shiny ● sunny yellow, matt ● opal green, shiny

Frame	Original i:SY compact 47 cm unisex
Push assist	6 km/h
Charger	BOSCH Standard Charger 4 Ah
Fronthub	SHIMANO Deore HB-M6000, Centerlock
Rims	RYDE Andra 40 Disc, 32 H
Tyres	SCHWALBE Pick Up, Super Defense, 60-406
Brakes	TEKTRO HD-T532, 4/2-piston front/rear disc brakes
Handlebar	i:SY 30° handlebar
Handlebar adjustment	SPEEDLIFTER Twist T22, height-adjustable by 220 mm & pivotable by 90°
Stem	i:SY Stem, 70 mm
Grips	ERGON GC10 ergonomic grips
Seat post	i:SY Seat Post, 415 mm, ø 34.9 mm
Saddle	ZECURE, Hydro Foam, L
Pedals	i:SY Anti-Slip Folding Pedal
Headlight	FUXON FF-100EB, 100 lux LED with main beam
Rear light	FUXON R-Glow S LED
Lock	ABUS lock, same key for frame and battery
Carrier	i:SY Carrier Rear Rack, MonkeyLoad ready
Perm. total weight	150 kg



i:SY E5 ZR RT



WITH 5-SPEED HUB GEAR SPECIALLY DESIGNED FOR E-BIKES

illustration similar

Shown here: **mint green, shiny**

Gear shift	SHIMANO Nexus 5-speed, with backpedal	
Motor	BOSCH Performance Line, 75 Nm	
Drive unit	GATES CDX Centertrack toothed belt drive	
Battery	BOSCH PowerPack 545, 36 V, 14,4 Ah 545 Wh	
Display	BOSCH Intuvia 100	
Weight	about 24.3 kg (including battery)	
Assistance	25 km/h	
Colours	<ul style="list-style-type: none"> ● pepper black, matt ● froggy green, shiny ● poppy red, shiny ● happy orange, shiny ● seashell white, shiny 	<ul style="list-style-type: none"> ● cosmos blue, matt ● mint green, shiny ● sunny yellow, matt ● opal green, shiny

Frame	Original i:SY compact 47 cm unisex
Push assist	6 km/h
Charger	BOSCH Standard Charger 4 Ah
Fronthub	SHIMANO Deore HB-M6000, Centerlock
Rims	RYDE Andra 40 disc, 32 H
Tyres	SCHWALBE Pick Up, Super Defense, 60-406
Brakes	TEKTRO HD-T532, 4/2-piston hydraulic front/rear disc brake
Handlebar	i:SY 30° handlebar
Handlebar adjustment	SPEEDLIFTER Twist T22, height-adjustable by 220 mm & pivotable by 90°
Stem	i:SY Stem, 70 mm
Grips	ERGON GC10 ergonomic grips
Seat post	i:SY Seat Post, 415 mm, ø 34.9 mm
Saddle	ZECURE, Hydro Foam, L
Pedals	i:SY Anti-Slip Folding Pedal
Headlight	FUXON FF-100EB, 100 lux LED with main beam
Rear light	FUXON R-Glow S LED
Lock	ABUS lock, same key for frame and battery
Carrier	i:SY Carrier Rear Rack, MonkeyLoad ready
Perm. total weight	150 kg



Even greater riding comfort: The i:SY Comfort Model

» I simply feel great on the i:SY Comfort model, even on long rides. I sit comfortably and upright thanks to the handlebars with a greater curve, the beneficial suspension and the wider saddle. «



» i:SY Comfort models are fitted with ergonomic Ergon grips, a shorter stem, a suspended by.Schulz parallelogram seat post, comfortable Stuttgarter handlebar (with a greater curve) and a wide comfort saddle. The i:SY XXL is also available in the comfort version. «

GET THE LOOK! i:SY ACCESSORIES

i:SY Comfort-Model





ZECURE COMFORT XL SADDLE

i:SY Comfort model saddle
Width: 22 cm
Weight: 600 g
Loading weight: max. 150 kg
Art. no.: 6130799
RRP: 49,95 EUR

SADDLE

The saddle which is compatible with all i:SY models from 2022 is also available separately in three different designs:

ZECURE HYDRO FOAM SADDLE, SIZE M

Width: 16,3 cm
Weight: 580 g
Loading weight: max. 150 kg
Art. no.: 6130793
RRP: 49,95 EUR

ZECURE HYDRO FOAM SADDLE, SIZE L

Width: 19,3 cm
Weight: 560 g
Loading weight: max. 150 kg
Art. no.: 6130794
RRP: 49,95 EUR

ZECURE HYDRO FOAM SADDLE, SIZE XL

i:SY Standard model saddle
Width: 22 cm
Weight: 600 g
Loading weight: max. 150 kg
Art. no.: 6130795
RRP: 49,95 EUR



i:SY QUICK RELEASE

You can use the i:SY Quick Release to adjust the saddle height with little effort and without tools. This is especially practical when loading up the bike or if several people share the same i:SY.

Material: Aluminum
Weight: 65 g
Art. no.: 23000092
RRP: 34,95 EUR

For all i:SY models manufactured in 2022 and after.

i:SY ADJUSTABLE STEM

Highly practical if different people use the i:SY or you wish to change your sitting position quickly.

Dimensions: Ø 31,8 mm
Material: Aluminum
Weight: about 380 g
Art. no.: 23000080
RRP: 59,95 EUR



i:SY E5 ZR F COMFORT

You'll find more information on our i:SY Comfort model on p.74.



illustration similar

NEW!
i:SY E5 COMPACT
NOW ALSO
AVAILABLE AS
COMFORT
VERSION

Shown here:
mint green, shiny

Gear shift	SHIMANO Nexus 5-speed, with freewheel
Motor	BOSCH Performance Line, 75Nm
Drive unit	GATES CDX Centertrack toothed belt drive
Battery	BOSCH PowerPack 545, 36 V, 14,4 Ah 545 Wh
Display	BOSCH Intuvia 100
Weight	about 24.9 kg (including battery)
Assistance	25 km/h
Colours	<ul style="list-style-type: none"> pepper black, matt happy orange, shiny cosmos blue, matt mint green, shiny opal green, shiny

Frame	Original i:SY compact 47 cm unisex
Push assist	6 km/h
Charger	BOSCH Standard Charger 4 Ah
Fronthub	SHIMANO Deore HB-M6000, Centerlock
Rims	RYDE Andra 40 Disc, 32 H
Tyres	SCHWALBE Pick Up, Super Defense, 60-406
Brakes	TEKTRO HD-T532, 4/2-piston front/rear disc brakes
Handlebar	i:SY Comfort 40° handlebar
Handlebar adjustment	SPEEDLIFTER Twist T22, height-adjustable by 220 mm & pivotable by 90°
Stem	ZECURE UP2+, adjustable angle, 65 mm
Grips	ERGON GC10 ergonomic grips
Seat post	BY.SCHULZ G.2 ST, 30mm deflection, Ø 34,9 mm
Saddle	ZECURE Comfort, Hydro Foam, XL
Pedals	i:SY Anti-Slip Folding Pedal
Headlight	FUXON FF-100EB, 100 lux LED with main beam
Rear light	FUXON R-Glow S LED
Lock	ABUS lock, same key for frame and battery
Carrier	i:SY Carrier Rear Rack, MonkeyLoad ready
Perm. total weight	150 kg



i:SY E5 ZR RT COMFORT

You'll find more information on our i:SY Comfort model on p.74.



illustration similar

NEW!
i:SY E5 COMPACT
NOW ALSO
AVAILABLE AS
COMFORT
VERSION

Shown here:
happy orange, shiny

Gear shift	SHIMANO Nexus 5-speed, with backpedal
Motor	BOSCH Performance Line, 75Nm
Drive unit	GATES CDX Centertrack toothed belt drive
Battery	BOSCH PowerPack 545, 36 V, 14,4 Ah 545 Wh
Display	BOSCH Intuvia 100
Weight	about 24.9 kg (including battery)
Assistance	25 km/h
Colours	<ul style="list-style-type: none"> pepper black, matt happy orange, shiny cosmos blue, matt mint green, shiny opal green, shiny

Frame	Original i:SY compact 47 cm unisex
Push assist	6 km/h
Charger	BOSCH Standard Charger 4 Ah
Fronthub	SHIMANO Deore HB-M6000, Centerlock
Rims	RYDE Andra 40 Disc, 32 H
Tyres	SCHWALBE Pick Up, Super Defense, 60-406
Brakes	TEKTRO HD-T532, 4/2-piston front/rear disc brakes
Handlebar	i:SY Comfort 40° handlebar
Handlebar adjustment	SPEEDLIFTER Twist T22, height-adjustable by 220 mm & pivotable by 90°
Stem	ZECURE UP2+, adjustable angle, 65 mm
Grips	ERGON GC10 ergonomic grips
Seat post	BY.SCHULZ G.2 ST, 30 mm deflection, Ø 34,9 mm
Saddle	ZECURE Comfort, Hydro Foam, XL
Pedals	i:SY Anti-Slip Folding Pedal
Headlight	FUXON FF-100EB, 100 lux LED with main beam
Rear light	FUXON R-Glow S LED
Lock	ABUS lock, same key for frame and battery
Carrier	i:SY Carrier Rear Rack, MonkeyLoad ready
Perm. total weight	150 kg





More information on
Paddelbrett:
www.paddelbrett.de

i:SY E5 ZR F CX

NEW!
i:SY E5 COMPACT
NOW WITH BOSCH
PERFORMANCE
LINE CX MOTOR



illustration similar

Shown here:
froggy green, shiny

Gear shift	SHIMANO Nexus 5-speed, with freewheel	
Motor	BOSCH Performance Line CX, 85 Nm	
Drive unit	GATES CDX Centertrack toothed belt drive	
Battery	BOSCH PowerPack 545, 36 V, 14,4 Ah 545 Wh	
Display	BOSCH KIOX 300	
Weight	about 23.8 kg (including battery)	
Assistance	25 km/h	
Colours	<ul style="list-style-type: none"> ● pepper black, matt ● froggy green, shiny ● poppy red, shiny ● happy orange, shiny ● seashell white, shiny 	<ul style="list-style-type: none"> ● cosmos blue, matt ● mint green, shiny ● sunny yellow, matt ● opal green, shiny

Frame	Original i:SY compact 47 cm unisex
Push assist	6 km/h
Charger	BOSCH Standard Charger 4 Ah
Fronthub	SHIMANO Deore HB-M6000, Centerlock
Rims	RYDE Andra 40 Disc, 32 H
Tyres	SCHWALBE Pick Up, Super Defense, 60-406
Brakes	TEKTRO HD-T532, 4/2-piston front/rear disc brakes
Handlebar	i:SY 30° handlebar
Handlebar adjustment	SPEEDLIFTER Twist T22, height-adjustable by 220 mm & pivotable by 90°
Stem	i:SY Stem, 70 mm
Grips	ERGON GC10 ergonomic grips
Seat post	i:SY Seat Post, 415 mm, ø 34.9 mm
Saddle	ZECURE, Hydro Foam, L
Pedals	i:SY Anti-Slip Folding Pedal
Headlight	FUXON FF-100EB, 100 lux LED with main beam
Rear light	FUXON R-Glow S LED
Lock	ABUS lock, same key for frame and battery
Carrier	i:SY Carrier Rear Rack, MonkeyLoad ready
Perm. total weight	150 kg



GET THE LOOK! i:SY ACCESSORIES



①

i:SY REAR RACK BASKET

The large, sturdy Rear Rack Basket with a MonkeyLoad Adapter Plate is compatible with the i:SY Carrier from model year 2022 onwards. It can be removed very easily and can even be locked.

Dimensions: 42 x 28 x 31 cm
Weight: about 1.500 g
Art. no.: 23000052
RRP: 54,95 EUR

②

i:SY COOLING BAG

The i:SY Cooling Bag is a thermal pack with a carrying strap for the i:SY Rear Rack Basket. Ideal for picnics and shopping!

Dimensions: 42 x 30 x 22 cm
Material: 300D Polyester
Capacity: 30 l
Weight: about 320 g
Art. no.: 23000066
RRP: 39,95 EUR



③

i:SY TRAVELBAG

The waterproof i:SY Travelbag with removable inner compartment can be used as a front or shoulder bag and offers plenty of space, whether you need it for your shopping or your travels! Thanks to the concealed, ready-fitted KLICKfix Adapter Plate the bag can be easily attached to the i:SY Front Carrier and removed - just as easy.

Dimensions: 42 x 37 x 17 cm
Material: 600D Polyester TPU
Capacity: 20 l
Weight: 1.200 g
Art. no.: 23000033
RRP: 99,95 EUR

④

i:SY RACK BASKET, ALUMINUM CROSS

The modern, sturdy, wide-meshed rack basket with base boards in a wood look provides plenty of room to carry your shopping or personal belongings. It can be attached to the i:SY Carrier from model year 2022 onwards using the MonkeyLoad-T Adapter (included) and removed again when required. It can also be locked.

Material: Aluminum
Weight: about 1.600 g
Art. no.: 23000127
RRP: 99,95 EUR

NEW!



5

i:SY ADAPTER

Fitted to the head tube, this adapter can hold numerous accessory items. Practical as within grip distance and neatly integrated into the bike.

Material: Stainless steel
Surface finish: brushed
Weight: 55 g
Art. no.: 23000004
RRP: 14,95 EUR

MONKEYLINK MAGNETIC HOLDER

When used with the i:SY Adapter, a wide range of accessories such as the ML Twist Bottle, ML AnyThing Twist or ML ABUS Bordo Holder can be attached to the head tube thanks to the MonkeyLink Magnetic Holder. (See p.60 for image)

Weight: 18 g
Art. no.: 5028481
RRP: 9,99 EUR

6

MONKEYLINK BOTTLE HOLDER

This fixture is attached to the MonkeyLink magnetic holder with a magnet and allows you to carry a water bottle up to 750 ml.

Material: Plastic
Colour: black
Weight: 130 g
Art. no.: 5028491
RRP: 19,99 EUR



GOOD TO KNOW!

i:SY CARE

Grit salt, salt water and salty air can take their toll on your bike. If you take your i:SY on holiday to the coast or use it in winter, you should clean it thoroughly to remove any salt residue. Lukewarm water, a soft cloth and a mild detergent are usually

sufficient. During harsh winters and when there is a lot of grit salt on the roads, the i:SY should not be parked in the garage together with the car. The car brings in salt water, which then evaporates.

POP ART! LIMITED EDITION

Special model for model year 2023

The new i:SY POP ART – for all those who don't always take life seriously. Colourful, playful and unique, yet 100% i:SY-like! As always: strictly limited and with a little extra something in accessories. This year's special model is fitted with the MIK front carrier and a BASIL Crate Box in the i:SY Pop Art look.

Take it i:SY!



START VIDEO!

SCAN QR CODE NOW
& BRING THIS
SECTION TO LIFE!



HEY!

» I'm Lea! My favourite colour is bright, just like my art. I'm always on the lookout for something special and I love anything retro and not easy to come by. The boundaries between work and leisure are often blurred in my life. When I visit exhibitions, I'm inspired not only by the works of art but also by the people looking at them. I can sit with my sketchbook in the café next to the flea market and watch people for hours. It helps me enormously to come up with new ideas for my projects. The more outlandish they are, the better. «



Lea | 36 years | 1,78 m

i:SY POP ART **NEW!**

Why I decided on this i:SY model

» The last exhibition explored pop art. During the opening, I saw many great pieces, but none caught my eye as much as the limited i:SY special model POP ART. I saw it, fell madly in love with it and took it home with me. Not everyone has such an exclusive collector's item that won't lose its value despite everyday use. «

SHIMANO 5-speed internal gear hub

» The new i:SY special model POP ART is fitted with a toothed belt drive and a trouble-free SHIMANO 5-speed internal gear hub specially developed for e-bikes. For me as a free spirit, it obviously had to be the freewheel version, but the special model is also available with a backpedal. What's more, the new 545 Wh BOSCH PowerPack and the powerful BOSCH Performance Line motor provide ample drive and range. It's great fun and ensures I get from A to B even faster. «





Limited edition with unique accessories

» The i:SY POP ART clearly stands out with its unusual, colourful frame decal, which the glossy white frame colour highlights stylishly. It simply radiates lightness and a sheer zest for life. The turquoise fork also catches the eye. As is typical for i:SY, the bike not only has to be beautiful, but also practical. That's why every i:SY special edition also comes with unique accessories. For the first time, this model comes with an i:SY MIK front carrier as standard. There's also a customised BASIL Crate Box in black with 3 clicker tiles in the i:SY POP ART design. It looks really arty! «



Included in the scope of delivery!

i:SY FRONT CARRIER MIK

More info on p.48



Included in the scope of delivery! Not available separately.

BASIL CRATE S

The compact, sturdy bike box provides enough space for your favourite belongings and is ideal for carrying large or heavy items.

Material: Plastic

Colour: black

Capacity: 17,5 l

Dimensions: 40 x 30 x 21 cm



i:SY POP ART! E5 ZR F

LIMITED SPECIAL EDITION
INCLUDING BASIL CRATE BOX S, 3X CLICKERS IN POP ART LOOK & MIK FRONT CARRIER



MONKEY LOAD ready

illustration similar

Gear shift	SHIMANO Nexus 5-speed, with freewheel
Motor	BOSCH Performance Line, 75 Nm
Drive unit	GATES CDX Centertrack toothed belt drive
Battery	BOSCH PowerPack 545, 36 V, 14,4 Ah 545 Wh
Display	BOSCH Intuvia 100
Weight	about 27.5 kg (including battery, carrier and basket)
Assistance	25 km/h
Colours	pop art white, shiny

Frame	Original i:SY compact 47 cm unisex
Push assist	6 km/h
Charger	BOSCH Standard Charger 4 Ah
Fronthub	SHIMANO Deore HB-M6000, Centerlock
Rims	RYDE Andra 40 Disc, 32 H
Tyres	SCHWALBE Pick Up, Super Defense, 60-406
Brakes	TEKTRO HD-T532, 4/2-piston front/rear disc brakes
Handlebar	i:SY Comfort 40° handlebar
Handlebar adjustment	SPEEDLIFTER Twist T22, height-adjustable by 220 mm & pivotable by 90°
Stem	i:SY Stem, 70 mm
Grips	ERGON GC10 ergonomic grips
Seat post	BY.SCHULZ G.2 Short Travel, Ø 34,9 mm
Saddle	ZECURE, Hydro Foam, XL
Pedals	i:SY Anti-Slip Folding Pedal
Headlight	FUXON FF-100EB, 100 lux LED with main beam
Rear light	FUXON R-Glow S LED
Lock	ABUS lock, same key for frame and battery
Carrier	i:SY Carrier Rear Rack, MonkeyLoad ready
Perm. total weight	150 kg



i:SY POP ART! E5 ZR RT

LIMITED SPECIAL EDITION
INCLUDING BASIL CRATE BOX S, 3X CLICKERS IN POP ART LOOK & MIK FRONT CARRIER



MONKEY LOAD ready

illustration similar

Gear shift	SHIMANO Nexus 5-speed, with backpedal
Motor	BOSCH Performance Line, 75 Nm
Drive unit	GATES CDX Centertrack toothed belt drive
Battery	BOSCH PowerPack 545, 36 V, 14,4 Ah 545 Wh
Display	BOSCH Intuvia 100
Weight	about 27.5 kg (including battery, carrier and basket)
Assistance	25 km/h
Colours	pop art white, shiny

Frame	Original i:SY compact 47 cm unisex
Push assist	6 km/h
Charger	BOSCH Standard Charger 4 Ah
Fronthub	SHIMANO Deore HB-M6000, Centerlock
Rims	RYDE Andra 40 Disc, 32 H
Tyres	SCHWALBE Pick Up, Super Defense, 60-406
Brakes	TEKTRO HD-T532, 4/2-piston front/rear disc brakes
Handlebar	i:SY Comfort 40° handlebar
Handlebar adjustment	SPEEDLIFTER Twist T22, height-adjustable by 220 mm & pivotable by 90°
Stem	i:SY Stem, 70 mm
Grips	ERGON GC10 ergonomic grips
Seat post	BY.SCHULZ G.2 Short Travel, Ø 34,9 mm
Saddle	ZECURE, Hydro Foam, XL
Pedals	i:SY Anti-Slip Folding Pedal
Headlight	FUXON FF-100EB, 100 lux LED with main beam
Rear light	FUXON R-Glow S LED
Lock	ABUS lock, same key for frame and battery
Carrier	i:SY Carrier Rear Rack, MonkeyLoad ready
Perm. total weight	150 kg





TOWN & COUNTRYSIDE

EVERYDAY i:SY LIFE WITH CO-PILOT | SMALL TOWN | i:SY N3.8 ZR

Loads of shared i:SY moments and maximum riding pleasure for the whole family: Since model year 2022 safe child transport is no longer a headache - we have developed our own system carrier and the little ones can ride along.



START VIDEO!

SCAN QR CODE NOW
& BRING THIS
SECTION TO LIFE!

YOO-HOO!

» My name's Anette. I am 64 years young now and quite proud to say that I am still pretty fit. But I also do quite a lot to stay healthy. I go to yoga classes twice a week and on Friday evenings my husband and I meet our friends at the dance club. And, of course, there's always something that needs to be done around the house and garden. Sometimes Josie, my little granddaughter, helps me with these tasks. My favourite day of the week is Tuesday: first I go to yoga and then I pick up Josie from day care for a grandma day! We both enjoy it very much, especially the trips with my new i:SY. «



Anette | 64 years | 1,70 m



Josy | 3 years | 0,95 m



i:SY N3.8 ZR

Why I decided on this i:SY model

ENVIOLLO N3.8 internal gear hub: Continuously variable and silent gear shift, even under load!

» The i:SY N3.8 ZR is equipped with the continuously adjustable ENVIOLLO internal gear hub for simple, comfortable, silent gear shifting, which I love. There's a display on the handlebars where a little man on a bike shows me whether the current gear ratio is suitable for flat terrain or a climb. I find it really useful and Josie thinks it's great too.

The Intuvia display is very easy for me to read and the BOSCH Performance Line drive supplies plenty of power on both flat and hilly terrain. It's the ideal model for my life here in our small town and the somewhat hilly countryside in the surrounding area. «

New colour: opal green

NEW!

» This bold, modern colour is bursting with vigour and adds a zest to life! When I saw it, I immediately opted for the i:SY. That's what I call electrifying! «



Riding safety & handling

» For me, the most important thing for a bike to offer is a sense of safety and control, even more so because Josie often rides with me. The i:SY's low centre of gravity, the wide balloon tyres and the new pedals with anti-slip properties and a wide tread made sure that I felt safe and comfortable on the i:SY from the very beginning. «



Mini passenger on board!

» Thanks to the new rack on the i:SY, it is also possible to take a child along. Now even the ride home together is a highlight for us! I resisted getting an e-bike for a long time. I'm still in great shape after all. Every now and then I leave the motor off for a little workout, but I must admit that in many situations I'm very happy to have the assistance and enjoy it to the utmost. «



i:SY N3.8 ZR

MONKEY
LOAD ready



illustration similar

CONTINUOUSLY
VARIABLE ENVILO
GEAR SHIFT &
TOOTHED BELT

Shown here:
opal green, shiny

Gear shift	ENVILO, continuously variable internal gear hub	
Motor	BOSCH Performance Line, 75 Nm	
Drive unit	GATES CDX Centertrack toothed belt drive	
Battery	BOSCH PowerPack 545, 36 V, 14,4 Ah 545 Wh	
Display	BOSCH Intuvia 100	
Weight	about 24.8 kg (including battery)	
Assistance	25 km/h	
Colours	<ul style="list-style-type: none"> pepper black, matt froggy green, shiny poppy red, shiny happy orange, shiny seashell white, shiny 	<ul style="list-style-type: none"> cosmos blue, matt mint green, shiny sunny yellow, matt opal green, shiny

Frame	Original i:SY compact 47 cm unisex
Push assist	6 km/h
Charger	BOSCH Standard Charger 4 Ah
Fronthub	SHIMANO Deore HB-M6000, Centerlock
Rims	RYDE Andra 40 Disc, 32 H
Tyres	SCHWALBE Pick Up, Super Defense, 60-406
Brakes	TEKTRO HD-T532, 4/2-piston front/rear disc brakes
Handlebar	i:SY 30° handlebar
Handlebar adjustment	SPEEDLIFTER Twist T22, height-adjustable by 220 mm & pivotable by 90°
Stem	i:SY Stem, 70 mm
Grips	ERGON GC10 ergonomic grips
Seat post	i:SY Seat Post, 415 mm, ø 34.9 mm
Saddle	ZECURE, Hydro Foam, L
Pedals	i:SY Anti-Slip Folding Pedal
Headlight	FUXON FF-100EB, 100 lux LED with main beam
Rear light	FUXON R-Glow S LED
Lock	ABUS lock, same key for frame and battery
Carrier	i:SY Carrier Rear Rack, MonkeyLoad ready
Perm. total weight	150 kg



GET THE LOOK! i:SY ACCESSORIES

INFO: As the ABUS frame lock won't fit when the child seat is used, we recommend using the ABUS Bordo to secure your i:SY.



①

THULE YEPP NEXXT MAXI

Little co-pilots require a safe, lightweight child bike seat. The THULE Child Seat offers premium comfort thanks to its padded, shock-absorbing shell.

Max. weight of child: 22 kg
Weight: 3.000 g
Art. no.: 5021309
RRP: 139,95 EUR

②

i:SY FOLDING PEDALS

The new i:SY Folding Pedal features an enlarged tread surface, a metal-reinforced folding mechanism and is also coated with high-grade sandpaper for optimum grip, even when you're wearing shoes with smooth soles.

Weight: 540 g / pair
Material: Aluminum
Art. no.: 23000115
RRP: 59,95 EUR


NEW!

③

i:SY SHOPPING BASKET, FRONT

The large, sturdy front basket with a KLICKfix Adapter Plate provides enough space to carry your shopping or personal belongings. Simply click into place and you're ready to go. Thanks to the carrying handle, you can conveniently take the basket along with you.

Dimensions: 27 x 27 x 36 cm
Weight: 1.050 g
Capacity: 16 l
Load capacity: 7 kg max.
Art. no.: 23000053
RRP: 34,95 EUR



4

SUSPENSION SEAT POST

The reliable, premium-quality parallelogram spring mechanism is perfectly adapted to the rider's weight and ensures even greater riding comfort.

BY.SCHULZ PARALLELOGRAM SUSPENSION SEAT POST G.2 LT

Dimensions: 34,9 / 480 mm **Deflection:** 50 mm
Weight: about 750 g **RRP:** 219,95 EUR

Available for:

60-85 kg Art. no.: 23000090
80-105 kg Art. no.: 23000093
100-130 kg Art. no.: 23000094
125-150 kg Art. no.: 23000095

BY.SCHULZ PARALLELOGRAM SUSPENSION SEAT POST G.2 ST

Dimensions: 34,9 / 450mm **Deflection:** 30 mm
Weight: about 600 g **RRP:** 199,95 EUR

Available for:

60-85 kg Art. no.: 6032487
80-105 kg Art. no.: 6032509
100-130 kg Art. no.: 6032488
125-150 kg Art. no.: 6032489

NEW!

SUNTOUR PARALLELOGRAM SUSPENSION SEAT POST »SP12-NCX«

The adapter sleeve available separately is required to fit the post.

Dimensions: 31,6 mm, 350 mm **Reducing sleeve required !**
Deflection: 50 mm **Art. no.:** 23000113
Art. no.: 06032377 **RRP:** 12,95 EUR
RRP: 119,95 EUR

[not shown]



PROTECTIVE COVERS FOR SUSPENSION SEAT POSTS

The protective covers protect the suspension mechanism against dirt and dust. They also prevent children's fingers from getting trapped when a child seat is used.

BY.SCHULZ PROTECTIVE COVER (ST)

Weight: about 13 g
Art. no.: 6032506
RRP: 11,95 EUR

BY.SCHULZ PROTECTIVE COVER (LT)

Weight: about 18 g
Art. no.: 6032507
RRP: 11,95 EUR

SUNTOUR NEOPRENE CUFF

Weight: about 11 g
Art. no.: 6032371
RRP: 4,95 EUR

i:SY REAR MIRROR

With the new rearview mirror, you can keep an eye on everything without turning your head. The combination of an easily adjustable mirror body and a long and, of course, foldable mirror arm.

Weight: about 160 g
Art. no.: 23000132
RRP: 44,95 EUR

NEW!



LIVING IN THE CITY

EVERYDAY i:SY LIFE IN THE BIG CITY | N3.8 ZR B

It's often faster to get around on an e-bike than conventional means of transport, especially in the big city. If the bike has eye-catching features and useful accessories too, every rush hour becomes a real pleasure.



START VIDEO!
SCAN QR CODE NOW
& BRING THIS
SECTION TO LIFE!



HELLO THERE!

» My name's Noah and I've been living in my absolute favourite city for over 10 years. I'm a freelancer and work mostly from my office at home, something I did even before the pandemic. I got rid of my car 4 years ago and have been using public transport and my bike to get around the urban jungle ever since. This works quite well, even though my band's rehearsal room is a little out of town. In an emergency, I sometimes borrow a car from a friend or rent one using a car-sharing app. I often enjoy my evenings looking over the harbour, sometimes with friends, sometimes just with my guitar. «



Noah | 37 years | 1,80 m

NEW!

i:SY N3.8 ZR B

Why I decided on this i:SY model

» First and foremost, I didn't want to be governed by traffic and timetables all the time. I also had little desire to squeeze into packed underground trains, particularly during the pandemic. For the self-employed, efficient time management is the be-all and end-all. The i:SY helps enormously with that! I've been able to significantly increase how far I can go on my bike and also get some exercise in the fresh air, which is really good for me to make up for sitting at the computer all day. «



ENVILO N3.8 internal gear hub

» Thanks to the continuously adjustable ENVILO internal gear hub, I don't need to worry about switching gears at all. It's really easy and intuitive. With the new 545 Wh BOSCH PowerPack and the BOSCH Performance Line motor, my i:SY just flies along when I pedal really hard. It's simply a great feeling to sail through the air like that and have a fresh breeze of sea air wafting in my face. I love this feeling of freedom! «

Exclusive colour:
urban blue

NEW!

» The reason why I chose precisely this i:SY is actually quite obvious. It simply looks great! The combination between the new, exclusive urban blue colour and the brown components (saddle, grips and tyres) give the i:SY a strong, industrial retro look. And that just suits me and my daily city life perfectly. «



Special effects!

» What I also really love about the i:SY's design is the attention to little details, such as the carrying handle. Thanks to the uniform weight distribution, you can lift the handle without the bike tipping away and quickly carry the bike down the stairs. «





i:SY LEATHER SADDLE

NEW!

This model is fitted with a comfortable real leather saddle. It gives the i:SY an exclusive, cool look together with the matching grips.

Material: Leather
Weight: about 430 g
Art. no.: 23000129
RRP: 49,95 EUR



i:SY ERGO LEATHER GRIPS

NEW!

Material: Leather
Weight: about 190 g (set)
Art. no.: 23000130
RRP: 34,95 EUR



i:SY N3.8 ZR B

MONKEY
LOAD ready



illustration similar

NEW!
EXCLUSIVE
COLOUR & BROWN
COMPONENTS

ALSO
AVAILABLE IN
XXL VERSION
P.137

Gear shift	ENVIOLIO, continuously variable internal gear hub
Motor	BOSCH Performance Line, 75 Nm
Drive unit	GATES CDX Centertrack toothed belt drive
Battery	BOSCH PowerPack 545, 36 V, 14,4 Ah 545 Wh
Display	BOSCH Intuvia 100
Weight	about 24.8 kg (including battery)
Assistance	25 km/h
Colours	● urban blue, matt

Frame	Original i:SY compact 47 cm unisex
Push assist	6 km/h
Charger	BOSCH Compact Charger 4 Ah
Fronthub	SHIMANO Deore HB-M6000, Centerlock
Rims	RYDE Andra 40 Disc, 32 H
Tyres	SCHWALBE Super MotoX, braun, 62-406
Brakes	TEKTRO HD-T532, 4/2-piston front/rear disc brakes
Handlebar	i:SY 30° handlebar
Handlebar adjustment	SPEEDLIFTER Twist T22, height-adjustable by 220 mm & pivotable by 90°
Stem	i:SY Stem, 70 mm
Grips	Urban leather grips
Seat post	i:SY Seat Post, 415 mm, ø 34.9 mm
Saddle	Leder-Sattel Urban, brown, L
Pedals	i:SY Anti-Slip Folding Pedal
Headlight	FUXON FF-100EB, 100 lux LED with main beam
Rear light	FUXON R-Glow S LED
Lock	ABUS lock, same key for frame and battery
Carrier	i:SY Carrier Rear Rack, MonkeyLoad ready
Perm. total weight	150 kg



GET THE LOOK! i:SY ACCESSORIES



NEW!

① i:SY FRONT BASKET, ALUMINUM

The modern front basket with base boards in wooden look truly catches the eye on the bike and while you're out shopping. It can be quite simply clicked into position on the i:SY Front Carrier and removed just as easily.

Weight: about 1.100 g
Art. no.: 23000126
RRP: 74,95 EUR

② i:SY ADAPTER More info on p.51

MONKEYLINK MAGNETIC HOLDER More info on p.60

③ ABUS BORDO LOCK WITH MONKEYLINK HOLDER


The folding lock impresses thanks to its high resistance, flexibility and security against techniques such as picking. The lock is attached to the MonkeyLink magnetic holder using the supplied lock holder and sits firmly and neatly on the i:SY head tube. You need the i:SY Adapter to attach the MonkeyLink magnetic holder.

Security class: 10
Length: 90 cm
Lock type: Key
Weight: about 1.160 g
Art. no.: 5031840
RRP: 99,95 EUR

MONKEYLINK LOCK HOLDER FOR ABUS LOCK

The ML Lock Holder stores existing ABUS Bordo locks neatly away on the head tube.

Dimensions: 177 x 53 x 51 mm
Weight: about 200 g
Art. no.: 5028493
RRP: 29,95 EUR



OUTDOOR ADVENTURE

MULTI-DAY CYCLING TRIP | CAMPING | i:SY R14 ZR

If you go on a cycling trip, you experience the world as it is. You get to know the area, the people, the weather and even your own body in a completely different way. You push your limits, embark on new adventures and experience unforgettable moments every day. Be free, take a deep breath, switch off: it's a real eye-opener to learn how little it takes to be happy.



START VIDEO!
SCAN QR CODE NOW
& BRING THIS
SECTION TO LIFE!



HOWDY!

» We're Anna and Tim and we live in Franconia in Bavaria. In our free time, we like to travel a lot – sometimes with friends, but mostly as a couple. We've already seen a great deal of the world, so we've consciously decided not to fly any more kilometres. We get on our bikes instead. Complete relaxation for us is spending the whole day outdoors, looking for the cosiest places for a bite to eat and experiencing nature with all our senses. It clears your head, even if the weather doesn't always cooperate. «



Tim | 52 years | 1,82 m



Anna | 47 years | 1,75 m



i:SY R14 ZR

Why we decided on precisely these i:SY models

» We needed a bike for tough climbs and long tours. It had to be reliable and offer the best ride performance, even with a lot of baggage! We didn't want to make any compromises on technology, workmanship, handling or comfort. The way we look at it, the i:SY R14 ZR, the high-end model for ambitious touring and expedition cyclists, leaves nothing to be desired and is absolutely unbeatable when it comes to riding characteristics and comfort. «

ROHLOFF-14-speed internal gear hub

» The i:SY R14 ZR is fitted with the ROHLOFF 14-speed internal gear hub with toothed belt drive, which features the highest gear ratio range and is also reliable and easy to maintain. Combined with the powerful BOSCH CX motor, it feels as if you have a second pair of legs, which is especially welcome when climbing slopes with a full load. In first gear, practically every incline is easy to manage, even with heavy baggage while the 14th gear ensures a brisk ride even on downhill sections. Thanks to the new BOSCH battery, we can cover even greater distances before we need to take a break to recharge. «



From trusty bike to pack mule

» The practical accessory solutions make our daily travel routine far easier! Thanks to the new Carrier Rear Rack, you can attach panniers to the sides, a case on top plus other items with tension straps. The amount that the i:SY can carry is superb. «

Great riding performance, even with a great deal of baggage.

» We carry a lot of baggage with us on bike trips which last several days. However, thanks to the i:SY's low, central centre of gravity and the rigid frame, cycling is very safe and comfortable, even at higher speeds. The i:SY is agile and incredibly stable, even when fully loaded. «



i:SY R14 ZR



ROHLOFF
14-SPEED
GEAR SHIFT &
TOOTHED
BELT

illustration similar

Shown here:
cosmos blue, matt

Gear shift	ROHLOFF Speedhub 500/14
Motor	BOSCH Performance Line CX, 85 Nm
Drive unit	GATES CDX Centertrack toothed belt drive
Battery	BOSCH PowerPack 545, 36 V, 14,4 Ah 545 Wh
Display	BOSCH KIOX 300
Weight	about 23.6 kg (including battery)
Assistance	25 km/h
Colours	<ul style="list-style-type: none"> ● pepper black, matt ● poppy red, shiny ● cosmos blue, matt

Frame	Original i:SY compact 47 cm unisex
Push assist	6 km/h
Charger	BOSCH Standard Charger 4 Ah
Fronthub	SHIMANO Deore HB-M6000, Centerlock
Rims	RYDE Andra 40 Disc, 32 H
Tyres	SCHWALBE Pick Up, Super Defense, 60-406
Brakes	TEKTRO HD-T532, 4/2-piston front/rear disc brakes
Handlebar	i:SY 30° handlebar
Handlebar adjustment	SPEEDLIFTER Twist T22, height-adjustable by 220 mm & pivotable by 90°
Stem	i:SY Stem, 70 mm
Grips	ERGON GC10 ergonomic grips
Seat post	i:SY Seat Post, 415 mm, ø 34.9 mm
Saddle	ZECURE, Hydro Foam, L
Pedals	i:SY Anti-Slip Folding Pedal
Headlight	FUXON FF-100EB, 100 lux LED with main beam
Rear light	FUXON R-Glow S LED
Lock	ABUS lock, same key for frame and battery
Carrier	i:SY Carrier Rear Rack, MonkeyLoad ready
Perm. total weight	150 kg



GET THE LOOK! i:SY ACCESSORIES



① i:SY REAR RACK BAG, WATERPROOF, SMALL

The waterproof rear rack bag with roll top closure and shoulder strap provides a great deal of room for your baggage and can be easily and securely fastened to the i:SY Lowrider.

Material: Polyester weave, PVC-free
Dimensions: 30 x 27 x 17 cm
Capacity: 14 l
Weight: about 680 g
Art. no.: 23000063
RRP: 79,95 EUR

② i:SY REAR RACK BAG, WATERPROOF, LARGE

The large waterproof rear rack bag with roll top closure and adjustable quick-release fastener system can be very easily fastened to the i:SY Carrier Rear Rack (model year 2022 and onwards) thanks to the innovative MonkeyLoad-S System.

Material: Polyester weave, PVC-free
Dimensions: 40 x 32 x 17 cm
Capacity: 22 l
Weight: about 840 g
Art. no.: 23000064
RRP: 89,95 EUR



③ i:SY LOWRIDER

If you are planning longer tours or bike trips, you should attach the i:SY Lowrider to the fork to ensure better weight distribution. It creates additional storage space in combination with the small i:SY Rack Bags. It is designed for a load of 4 kg, each side. Placing 2/3 of weight on the rear and 1/3 on the front has proven to be the most favourable distribution.

Material: Aluminum
Colour: black
Weight: about 580 g
Art. no.: 23000003
RRP: 59,95 EUR

Important:
The Lowrider is not compatible with the i:SY S10 Adventure.



④ i:SY SMARTPHONE HOLDER

NEW!

Attached to the handlebar without tools, the holder will keep any smartphone securely in place. Made of high-quality silicone and manufactured in Austria, this flexible lightweight accessory can be easily stowed in any pocket. One special bonus is the voucher code included for **activating a three-month free premium membership for the Bike Citizens app**. This is a dedicated cycling app that is continuously updated by users worldwide and also offers other helpful, exciting features in addition to the main navigation function. Cycle lane closed? The app usually knows in advance and will reroute you. No wonder the app is so clever as it's covered almost 45 million km to date!

Material: Silicone
Weight: about 22 g
Art. no.: 23000133
RRP: 15,95 EUR



5

i:SY ML CARRIER REAR RACK RACK

The child-seat-compatible, MonkeyLoad-ready i:SY System Carrier installed from 2022 can be retrofitted to i:SY Compact and i:SY XXL models built in 2021 and earlier.

Art. no.: 23000105
RRP: 69,95 EUR

MONKEYLOAD ADAPTER PLATE

The MonkeyLoad Adapter Plate, including lock and key for bags or baskets, is compatible with the i:SY Carrier Rear Rack from model year 2022 onwards.

Art. no.: 5121602
RRP: 19,99 EUR



i:SY FUXON COB LED REAR LIGHT

The i:SY Fuxon COB is a modern, integrated LED rear light for the i:SY ML Carrier Rear Rack. The i:SY can be easily lifted by the Carrier Rear Rack when loading without damaging the rear light.

Art. no.: 7050203
RRP: 29,95 EUR

6 **i:SY TRUNK BAG**
i:SY TRUNK BAG More info on p.59

7 **i:SY TRAVELBAG**
i:SY TRAVELBAG More info on p.83

GOOD TO KNOW!

PROTECTING DECAL DURING TRANSPORT

You must avoid attaching the bike rack tube clamp directly on the i:SY decal. It can get damaged due to the vibrations during the car ride. It is best to clamp the tube at another point of the frame or use appropriate protection. For instance, you can place a cloth over the decal and then fix the clamp to it.



GOOD TO KNOW

BATTERY RANGE



A battery's range depends on many factors. It can vary even between partners and with identical vehicle models. A number of parameters need to be taken into account to determine the range as precisely as possible. Besides the motor and battery type, these include amongst others:

- Riding habits (use of preferred mode)
- Rider weight
- Average speed
- Topography
- Wind conditions
- Outside temperature, etc.

BOSCH has developed an e-bike range assistant to provide you with an extremely precise specification of ranges into which you can enter your own particular values. You'll find the Range Assistant on the BOSCH website or directly at the following address: www.bosch-ebike.com/en/service/range-assistant





START VIDEO!

**SCAN QR CODE NOW
& BRING THIS
SECTION TO LIFE!**

BIG CITY LIFE

BIG CITY LIFE WITH i:SY | i:SY XXL | 185 cm - 210 cm

The i:SY XXL and modern city architecture have a great deal in common: a clear, timeless design, perfectly conceived geometry and optimum continuous development.

HELLO!

» I'm Richard, architect and a devoted city dweller. The urban environment is in a constant state of change and, consequently, there is something new to discover almost every day. I love helping to shape the urban future, making it modern, sustainable and liveable. The i:SY has made my working day much easier. I ride from one client meeting to the other without getting stuck in traffic, sweating or having to spend ages looking for a parking space. I take a different route to ride home every day and thus get to know the city from different perspectives all the time. It keeps me fit both in body and mind! «



Richard | 47 years | 1,98 m

i:SY XXL

Height: 1,85 m - 2,10 m

Why I decided on this i:SY model

» I definitely wanted a bike with a timeless design and one that suited me perfectly. I'm a very tall man so it's not that easy to find a comfortable bike. Obviously, I also want to look good when I'm on my bike. That's why I was initially a little sceptical when I sat on the i:SY for the first time. Me on such a small bike at almost 2 metres tall. No way I thought at first... «



The i:SY XXL

» But the first test ride cleared up any doubts that I had. In addition to the i:SY Compact model, there's also the i:SY XXL, specially developed for taller people (up to 210 cm). The seat tube, top tube length, wheelbase and tube diameter have been adapted accordingly. The model is also designed for a greater load. Selected models from the i:SY E5, i:SY N3.8 and i:SY R14 range are available in XXL versions. There really is a lid for every pot! I test-tried all the models and both the riding experience and comfort are exceptional! «

Perfectly conceived frame geometry

» As a person with an eye for geometry and aesthetics, I was instantly impressed by the i:SY's design and frame concept. The single-size frame is suitable for people of almost all heights as it can be extended in length and height, thus ensuring optimal power delivery in an upright sitting position. It's truly ingenious!! «

Top-notch accessories.

» Another add-on, from my point of view, the i:SY XXL comes with the practical i:SY Front Carrier as a standard. I found suitable accessories right away. From now on, my i:SY Lifestyle Bag will accompany me to customer meetings. It not only looks cool but also provides enough space to carry documents and equipment. «

i:SY XXL E5 ZR F COMFORT

You'll find more information on our i:SY Comfort model on p.74.

MONKEY
LOAD ready



illustration similar

COMFORTABLE
HANDLEBAR,
SUSPENSION SEAT
POST, ERGONOMIC
GRIPS & PERFECT-
FIT SADDLE

Shown here:
opal green, shiny

Gear shift	SHIMANO Nexus 5-speed, with freewheel
Motor	BOSCH Performance Line, 75 Nm
Drive unit	GATES CDX Centertrack toothed belt drive
Battery	BOSCH PowerPack 545, 36 V, 14,4 Ah 545 Wh
Display	BOSCH Intuvia 100
Weight	about 26.6 kg (including battery)
Assistance	25 km/h
Colours	<ul style="list-style-type: none"> pepper black, matt happy orange, shiny cosmos blue, matt mint green, shiny opal green, shiny

Frame	Original i:SY compact 51 cm unisex
Push assist	6 km/h
Charger	BOSCH Standard Charger 4 Ah
Fronthub	SHIMANO Deore HB-M6000, Centerlock
Rims	RYDE Andra 40 Disc, 32 H
Tyres	SCHWALBE Pick Up, Super Defense, 60-406
Brakes	TEKTRO HD-T532, 4/2-piston front/rear disc brakes
Handlebar	i:SY Comfort 40° handlebar
Handlebar adjustment	SPEEDLIFTER Twist T22, height-adjustable by 220 mm & pivotable by 90°
Stem	ZECURE UP2+, adjustable angle, 65 mm
Grips	ERGON GC10 ergonomic grips
Seat post	BY.SCHULZ G.2 Long Travel, Ø 34,9 mm
Saddle	ZECURE Comfort, Hydro Foam, XL
Pedals	i:SY Anti-Slip Folding Pedal
Headlight	FUXON FF-100EB, 100 lux LED with main beam
Rear light	FUXON R-Glow S LED
Lock	ABUS lock, same key for frame and battery
Carrier	i:SY Carrier Rear Rack, MonkeyLoad ready
Perm. total weight	180 kg



i:SY XXL E5 ZR RT COMFORT

You'll find more information on our i:SY Comfort model on p.74.

MONKEY
LOAD ready



illustration similar

COMFORTABLE
HANDLEBAR,
SUSPENSION SEAT
POST, ERGONOMIC
GRIPS & PERFECT-
FIT SADDLE

Shown here:
mint green, shiny

Gear shift	SHIMANO Nexus 5-speed, with backpedal
Motor	BOSCH Performance Line, 75 Nm
Drive unit	GATES CDX Centertrack toothed belt drive
Battery	BOSCH PowerPack 545, 36 V, 14,4 Ah 545 Wh
Display	BOSCH Intuvia 100
Weight	about 26.6 kg (including battery)
Assistance	25 km/h
Colours	<ul style="list-style-type: none"> pepper black, matt happy orange, shiny cosmos blue, matt mint green, shiny opal green, shiny

Frame	Original i:SY compact 51 cm unisex
Push assist	6 km/h
Charger	BOSCH Standard Charger 4 Ah
Fronthub	SHIMANO Deore HB-M6000, Centerlock
Rims	RYDE Andra 40 Disc, 32 H
Tyres	SCHWALBE Pick Up, Super Defense, 60-406
Brakes	TEKTRO HD-T532, 4/2-piston front/rear disc brakes
Handlebar	i:SY Comfort 40° handlebar
Handlebar adjustment	SPEEDLIFTER Twist T22, height-adjustable by 220 mm & pivotable by 90°
Stem	ZECURE UP2+, adjustable angle, 65 mm
Grips	ERGON GC10 ergonomic grips
Seat post	BY.SCHULZ G.2 LT 50 mm deflection, Ø 34,9 mm
Saddle	ZECURE Comfort, Hydro Foam, XL
Pedals	i:SY Anti-Slip Folding Pedal
Headlight	FUXON FF-100EB, 100 lux LED with main beam
Rear light	FUXON R-Glow S LED
Lock	ABUS lock, same key for frame and battery
Carrier	i:SY Carrier Rear Rack, MonkeyLoad ready
Perm. total weight	180 kg



i:SY XXL N3.8 ZR

MONKEY
LOAD ready



illustration similar

CONTINUOUSLY
VARIABLE ENVILO
GEAR SHIFT &
TOOTHED BELT

Shown here:
pepper black, matt

Gear shift	ENVILO, continuously variable internal gear hub
Motor	BOSCH Performance Line, 75 Nm
Drive unit	GATES CDX Centertrack toothed belt drive
Battery	BOSCH PowerPack 545, 36 V, 14,4 Ah 545 Wh
Display	BOSCH Intuvia 100
Weight	about 25.4 kg (including battery)
Assistance	25 km/h
Colours	<ul style="list-style-type: none"> pepper black, matt happy orange, shiny cosmos blue, matt mint green, shiny opal green, shiny

Frame	Original i:SY compact 51 cm unisex
Push assist	6 km/h
Charger	BOSCH Standard Charger 4 Ah
Fronthub	SHIMANO Deore HB-M6000, Centerlock
Rims	RYDE Andra 40 Disc, 32 H
Tyres	SCHWALBE Pick Up, Super Defense, 60-406
Brakes	TEKTRO HD-T532, 4/2-piston front/rear disc brakes
Handlebar	i:SY 30° handlebar
Handlebar adjustment	SPEEDLIFTER Twist T22, height-adjustable by 220 mm & pivotable by 90°
Stem	i:SY Stem, 70 mm
Grips	ERGON GC10 ergonomic grips
Seat post	i:SY Seat Post, 415 mm, ø 34.9 mm
Saddle	ZECURE, Hydro Foam, L
Pedals	i:SY Anti-Slip Folding Pedal
Headlight	FUXON FF-100EB, 100 lux LED with main beam
Rear light	FUXON R-Glow S LED
Lock	ABUS lock, same key for frame and battery
Carrier	i:SY Carrier Rear Rack, MonkeyLoad ready
Perm. total weight	180 kg



i:SY XXL N3.8 ZR B

MONKEY
LOAD ready



illustration similar

NEW!
EXCLUSIVE
COLOUR & BROWN
COMPONENTS

Gear shift	ENVILO, continuously variable internal gear hub
Motor	BOSCH Performance Line, 75 Nm
Drive unit	GATES CDX Centertrack toothed belt drive
Battery	BOSCH PowerPack 545, 36 V, 14,4 Ah 545 Wh
Display	BOSCH Intuvia 100
Weight	about 25.7 kg (including battery)
Assistance	25 km/h
Colours	<ul style="list-style-type: none"> urban blue, matt

Frame	Original i:SY compact 51 cm unisex
Push assist	6 km/h
Charger	BOSCH Standard Charger 4 Ah
Fronthub	SHIMANO Deore HB-M6000, Centerlock
Rims	RYDE Andra 40 Disc, 32 H
Tyres	SCHWALBE Super MotoX, brown, 62-406
Brakes	TEKTRO HD-T532, 4/2-piston front/rear disc brakes
Handlebar	i:SY 30° Handlebar
Handlebar adjustment	SPEEDLIFTER Twist T22, height-adjustable by 220 mm & pivotable by 90°
Stem	i:SY Stem, 70 mm
Grips	Urban leather grips
Seat post	i:SY Seat Post, 415 mm, ø 34.9 mm
Saddle	Urban leather saddle, brown, L
Pedals	i:SY Anti-Slip Folding Pedal
Headlight	FUXON FF-100EB, 100 lux LED with main beam
Rear light	FUXON R-Glow S LED
Lock	ABUS lock, same key for frame and battery
Carrier	i:SY Carrier Rear Rack, MonkeyLoad ready
Perm. total weight	180 kg



i:SY XXL E5 ZR F CX

MONKEY
LOAD ready



illustration similar

NEW!
i:SY E5 XXL NOW
WITH BOSCH
PERFORMANCE
LINE CX MOTOR

Shown here:
happy orange, shiny

Gear shift	SHIMANO Nexus 5-speed, with freewheel
Motor	BOSCH Performance Line CX, 85 Nm
Drive unit	GATES CDX Centertrack toothed belt drive
Battery	BOSCH PowerPack 545, 36 V, 14,4 Ah 545 Wh
Display	BOSCH KIOX 300
Weight	about 25.7 kg (including battery)
Assistance	25 km/h
Colours	<ul style="list-style-type: none"> pepper black, matt happy orange, shiny cosmos blue, matt mint green, shiny opal green, shiny

Frame	Original i:SY compact 51 cm unisex
Push assist	6 km/h
Charger	BOSCH Standard Charger 4 Ah
Fronthub	SHIMANO Deore HB-M6000, Centerlock
Rims	RYDE Andra 40 Disc, 32 H
Tyres	SCHWALBE Pick Up, Super Defense, 60-406
Brakes	TEKTRO HD-T532, 4/2-piston front/rear disc brakes
Handlebar	i:SY 30° handlebar
Handlebar adjustment	SPEEDLIFTER Twist T22, height-adjustable by 220 mm & pivotable by 90°
Stem	i:SY Stem, 50 mm
Grips	ERGON GC10 ergonomic grips
Seat post	i:SY Seat Post, 415 mm, ø 34.9 mm
Saddle	ZECURE, Hydro Foam, L
Pedals	i:SY Anti-Slip Folding Pedal
Headlight	FUXON FF-100EB, 100 lux LED with main beam
Rear light	FUXON R-Glow S LED
Lock	ABUS lock, same key for frame and battery
Carrier	i:SY Carrier Rear Rack, MonkeyLoad ready
Perm. total weight	180 kg



i:SY XXL R14 ZR

MONKEY
LOAD ready



illustration similar

**ROHLOFF
14-SPEED
GEAR SHIFT &
TOOTHED BELT**

Shown here:
cosmos blue, matt

Gear shift	ROHLOFF Speedhub 500/14
Motor	BOSCH Performance Line CX, 85 Nm
Drive unit	GATES CDX Centertrack toothed belt drive
Battery	BOSCH PowerPack 545, 36 V, 14,4 Ah 545 Wh
Display	BOSCH KIOX 300
Weight	about 25.5 kg (including battery)
Assistance	25 km/h
Colours	<ul style="list-style-type: none"> pepper black, matt poppy red, shiny cosmos blue, matt

Frame	Original i:SY compact 51 cm unisex
Push assist	6 km/h
Charger	BOSCH Standard Charger 4 Ah
Fronthub	SHIMANO Deore HB-M6000, Centerlock
Rims	RYDE Andra 40 Disc, 32 H
Tyres	SCHWALBE Pick Up, Super Defense, 60-406
Brakes	TEKTRO HD-T532, 4/2-piston front/rear disc brakes
Handlebar	i:SY 30° handlebar
Handlebar adjustment	SPEEDLIFTER Twist T22, height-adjustable by 220 mm & pivotable by 90°
Stem	i:SY Stem, 50 mm
Grips	ERGON GC10 ergonomic grips
Seat post	i:SY Seat Post, 415 mm, ø 34.9 mm
Saddle	ZECURE, Hydro Foam, L
Pedals	i:SY Anti-Slip Folding Pedal
Headlight	FUXON FF-100EB, 100 lux LED with main beam
Rear light	FUXON R-Glow S LED
Lock	ABUS lock, same key for frame and battery
Carrier	i:SY Carrier Rear Rack, MonkeyLoad ready
Perm. total weight	180 kg



GET THE LOOK! i:SY ACCESSORIES



①

i:SY FRONT CARRIER LIFESTYLE BAG

This stylish, water-repellent front and shoulder bag with a concealed adapter on its rear can be clicked quickly and easily into position on the i:SY KLICKfix Front Carrier.

Dimensions: 39 x 35 x 15 cm
Weight: 760 g
Art. no.: 23000112
RRP: 79,95 EUR



②

i:SY ADAPTER

Fitted to the head tube, this adapter can hold numerous accessory items. Practical as within grip distance and seamlessly integrated into the bike.

Material: Stainless steel
Surface finish: brushed
Weight: 55 g
Art. no.: 23000004
RRP: 14,95 EUR

MONKEYLINK MAGNETIC HOLDER

When used with the i:SY Adapter, a wide range of accessories such as the ML Twist Bottle, ML Anything Twist or ML ABUS Bordo Holder can be attached to the head tube thanks to the MonkeyLink Magnetic Holder. (See p.60 for image)

Weight: 16 g
Art. no.: 5028481
RRP: 9,99 EUR

③

BORDO COMBINATION LOCK WITH MONKEYLINK HOLDER

The Bordo combination lock is attached to the MonkeyLink magnetic holder using the supplied lock holder and sits firmly and neatly on the i:SY head tube.

Colour: black
Security class: 10
Length: 90 cm
Weight: 1.200 g
Lock type: combination lock
Art. no.: 5031841
RRP: 99,95 EUR



NEW!



illustration similar



④


ABUS HUD-Y BY i:SY

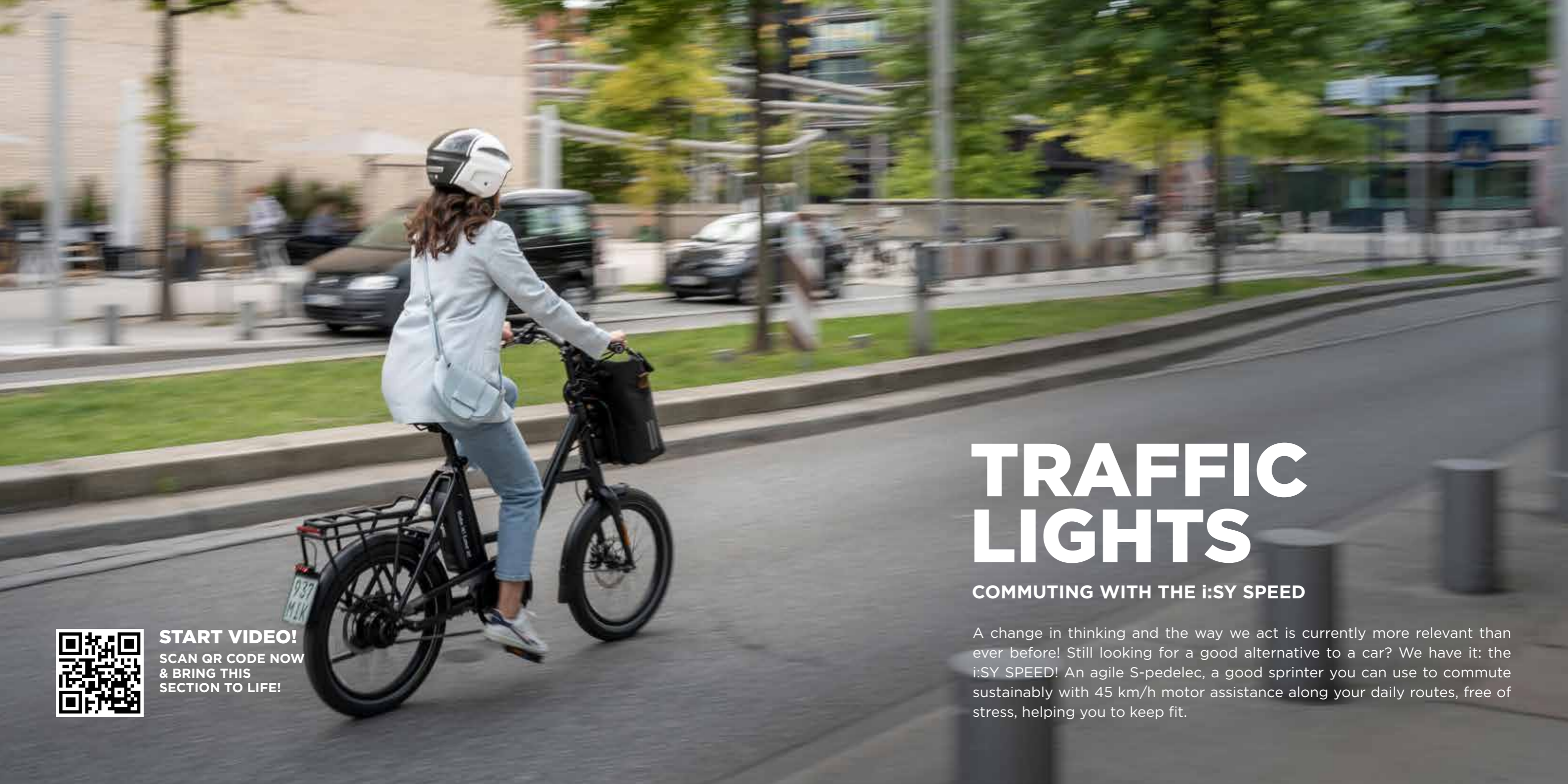
We do not only have i:SY on our minds; recently we also have i:SY on our heads. Produced in cooperation with ABUS, stunning i:SY bicycle helmets are now available in three exclusive colour combinations from the i:SY colour range. The helmet also has a great deal to offer on a technical level. A four-shell in-mould design guarantees a permanent bond between the outer shell and the shock-absorbing EPS foam. The integrated visor provides protection against sunlight. One key feature is the removable LED rear light with magnetic attachment and four light modes, conveniently rechargeable via micro USB. A favourable fit, great wearing comfort, low weight, excellent ventilation and a practical FidLock magnetic buckle make the HUD-Y BY i:SY a perfect match for your next ride.

Art. no.: 23000117	Colour: jungle green	size: S	Weight: about 270 g
Art. no.: 23000118	Colour: jungle green	size: M	Weight: about 300 g
Art. no.: 23000119	Colour: jungle green	size: L	Weight: about 330 g
Art. no.: 23000120	Colour: pepper black	size: S	Weight: about 270 g
Art. no.: 23000121	Colour: pepper black	size: M	Weight: about 300 g
Art. no.: 23000122	Colour: pepper black	size: L	Weight: about 330 g
Art. no.: 23000123	Colour: seashell white	size: S	Weight: about 270 g
Art. no.: 23000124	Colour: seashell white	size: M	Weight: about 300 g
Art. no.: 23000125	Colour: seashell white	size: L	Weight: about 330 g

Material: composite
RRP: 159,95 EUR

available from spring 2023





TRAFFIC LIGHTS

COMMUTING WITH THE i:SY SPEED

A change in thinking and the way we act is currently more relevant than ever before! Still looking for a good alternative to a car? We have it: the i:SY SPEED! An agile S-pedelec, a good sprinter you can use to commute sustainably with 45 km/h motor assistance along your daily routes, free of stress, helping you to keep fit.



START VIDEO!
SCAN QR CODE NOW
& BRING THIS
SECTION TO LIFE!

¡HOLA!

» My name's Valentina! I'm a freelance journalist and live a little way outside the city. For years, I struggled through gridlocked traffic on my way to the publishing company, squeezed into stifling underground trains and buses, and watched as I was robbed of valuable time and patience. Now, I have finally found the best and most efficient solution for me: an S-Pedelec. My day looks very different now. Thanks to the time saved, I can stay in bed 20 minutes longer in the mornings, enjoy a more relaxed breakfast and ride to work and back with a smile on my face - again. With the 45 km/h power assistance, the S-Pedelec takes me significantly less time than travelling by car. I don't need to look for a parking space, I'm doing something for the environment and, what's more, I'm saving money. «



Valentina | 42 years | 1,64 m

i:SY SPEED

Why I decided on this i:SY model

» I ride about almost 23 km to work every morning. Therefore, it was important for me that the S-Pedelec offers maximum riding comfort and is also safe and reliable. The i:SY SPEED more than exceeded my expectations! «



ENVILOLO N3.8 continuously variable gear hub or ROHLOFF Speedhub 500/14

» The i:SY SPEED is available in two versions: an ENVILOLO internal gear hub and a Rohloff Speedhub. I decided on the Rohloff model as I intend to use it for longer research trips as well. The i:SY SPEED is equipped with the BOSCH PowerPack 725 and the BOSCH Performance Line Speed motor. A real power combination! «

A feeling of safety

» Due to the low step-through, low centre of gravity and the small 20 inch balloon tyres, I can almost feel the effective grip on the tarmac, which gives me a very safe feeling. The hydraulic disc brakes respond really fast. If things take longer in the office, the SUPERNOVA M99 Mini Pro-45 headlight with high beam function lights up the road magnificently. This means that not only I can see clearly but also that other road users can see me clearly. The rearview mirror, the loud horn and the new folding pedal with larger tread surface and anti-slip function also ensure even more safety on the road. «

Fast acceleration

» The i:SY can not only brake quickly and safely; it also accelerates rapidly thanks to its lower centrifugal mass. This is noticeable in almost every riding situation, especially when riding off when the traffic lights turn green. The looks some drivers give are truly priceless. «



GOOD TO KNOW



THE S-PEDELEC

The »S« in S-Pedelec stands for »speed«. Unlike standard pedelecs, the S-Pedelec is considered a power-driven vehicle. Accordingly, different rules apply to the i:SY SPEED than to the other i:SY models. But what is allowed and what is not?

Note: Please check the road traffic regulations that apply for your country!

- The S-Pedelec must be registered, must be insured and must have a licence plate.
- A class AM driving licence is required.
- The minimum age for its use is 16.
- A special helmet must be worn.
- Structural changes, including those to grips, saddles, stems and other components, can only be made with a TÜV registration.
- Other persons, including children, must not be carried on the vehicle.
- It is not permitted to carry animals either.
- Bicycle lanes must not be used.
- It is not permitted to park on the pavement.

The additional equipment required on the S-Pedelec includes: a rearview mirror, a certified lighting system, a horn, an illuminated number plate holder, a kickstand, a brake light and approved tyres with a tread depth of at least one millimetre.

i:SY SPEED N3.8 ZR



MONKEY
LOAD ready

45 KM/H S
PEDELEC WITH
CONTINUOUSLY
VARIABLE ENVILO
GEAR SHIFT &
TOOTHED BELT

illustration similar

Shown here:
pepper black, matt

Gear shift	ENVILO, continuously variable internal gear hub
Motor	BOSCH Performance Line Speed, 85 Nm
Drive unit	GATES CDX Centertrack toothed belt drive
Battery	BOSCH PowerPack 725, 36 V, 19,2 Ah 725 Wh
Display	BOSCH Intuvia 100
Weight	about 25.6 kg (including battery)
Assistance	45 km/h
Colours	● pepper black, matt

Frame	Original i:SY compact 48 cm unisex
Push assist	6 km/h
Charger	BOSCH Standard Charger 4 Ah
Fronthub	SHIMANO Deore HB-M6000, Centerlock
Rims	RYDE Andra 40 Disc, 32 H
Tyres	SCHWALBE Pick Up, Super Defense, 60-406
Brakes	MAGURA MT4N, hydraulic 2-piston disc brake with brake light
Handlebar	i:SY 30° handlebar
Handlebar adjustment	SPEEDLIFTER Twist T22, height-adjustable by 220 mm & pivotable by 90°
Stem	i:SY Stem, 70 mm
Grips	ERGON GC10 ergonomic grips
Seat post	i:SY Seat Post, 415 mm, ø 34.9 mm
Saddle	ZECURE, Hydro Foam, L
Pedals	i:SY Anti-Slip Folding Pedal
Headlight	SUPERNOVA M99 Mini Pro-45, 280 lux with main beam
Rear light	SUPERNOVA M99 Tail Light-45
Lock	ABUS lock, same key for frame and battery
Carrier	i:SY Carrier Rear Rack, MonkeyLoad ready
Perm. total weight	150 kg

i:SY SPEED R14 ZR



MONKEY
LOAD ready

45 KM/H S
PEDELEC WITH
CONTINUOUSLY
VARIABLE ROHLOFF
14-SPEED GEAR
SHIFT & TOOTHED
BELT

illustration similar

Shown here:
poppy red, shiny

Gear shift	ROHLOFF Speedhub 500/14
Motor	BOSCH Performance Line Speed, 85 Nm
Drive unit	GATES CDX Centertrack toothed belt drive
Battery	BOSCH PowerPack 725, 36 V, 19,2 Ah 725 Wh
Display	BOSCH KIOX 300
Weight	about 25.2 kg (including battery)
Assistance	45 km/h
Colours	● pepper black, matt ● poppy red, shiny

Frame	Original i:SY compact 48 cm unisex
Push assist	6 km/h
Charger	BOSCH Standard Charger 4 Ah
Fronthub	SHIMANO Deore HB-M6000, Centerlock
Rims	RYDE Andra 40 Disc, 32 H
Tyres	SCHWALBE Pick Up, Super Defense, 60-406
Brakes	MAGURA MT4N, hydraulic 2-piston disc brake with brake light
Handlebar	i:SY 30° handlebar
Handlebar adjustment	SPEEDLIFTER Twist T22, height-adjustable by 220 mm & pivotable by 90°
Stem	i:SY Stem, 70 mm
Grips	ERGON GC10 ergonomic grips
Seat post	i:SY Seat Post, 415 mm, ø 34.9 mm
Saddle	ZECURE, Hydro Foam, L
Pedals	i:SY Anti-Slip Folding Pedal
Headlight	SUPERNOVA M99 Mini Pro-45, 280 lux with main beam
Rear light	SUPERNOVA M99 Tail Light-45
Lock	ABUS lock, same key for frame and battery
Carrier	i:SY Carrier Rear Rack, MonkeyLoad ready
Perm. total weight	150 kg





CARRY & SMILE

CARGO BIKE | i:SY CARGO N3.8 ZR & N3.8 ZR MAXI

Cargo bikes, particularly those with an electric drive, are becoming increasingly popular and it would be hard to imagine cities without them. With two different model lengths, we offer you the chance of finding the optimal transport partner for your needs if ever you need to move heavier loads around.



START VIDEO!

SCAN QR CODE NOW
& BRING THIS
SECTION TO LIFE!

HI THERE!

» My name's Pia and I've been working in a fantastic day care centre with great kids and colleagues for a few years now. Since it takes me a while to get to work and I don't have a driving licence, it recently occurred to me that I could use a cargo e-bike. Leasing through my employer was the best decision for me, because it gives me the greatest possible freedom. It was also easy and inexpensive. What's more, I not only improve my fitness every day, but also minimise my carbon footprint at the same time. But most importantly for me, I can now carry an incredible amount of things – from handicraft utensils to extensive shopping for cooking evenings with my flatmates. It's all very practical! «



Pia | 34 years | 1,82 m

i:SY CARGO N3.8 ZR

Why I decided on this i:SY model

» I took a few cargo bikes for a test ride and and came to the conclusion that some are rather hard to ride. And to be honest, I was also a little worried about the idea of riding on busy roads with them. It was different with the i:SY CARGO. Somehow I had it under control right away. No uneasy feeling. It was just fun. I knew it instantaneously: I want to have it! «



»That's really i:SY to drive!«

» More than anything, the i:SY CARGO N3.8 ZR impressed me instantly with its excellent riding characteristics. Even under a heavy load, the slim, stable design makes it very swift, agile and precise when steered through traffic. I scarcely notice the load thanks to the highly effective combination between the BOSCH Performance Line Cargo motor and the BOSCH PowerPack 545. Overall, the riding experience is more like on a normal bicycle than on a cargo bike, which I didn't expect at first due to the large cargo space. The gears are shifted with the robust ENVILOLO N3.8 internal gear hub. «

Compact design & maximum load capacity

» The i:SY CARGO, including accessories, is extremely practical for stowing and carrying shopping or large, heavy things. The 40 cm cargo space offers more than enough room for my use. By the way, its total permitted weight is a hefty 200 kg.

Thanks to the short, compact design, the use of the Speedlifter function and the folding of the i:SY pedals, the i:SY CARGO can be parked very easily, even when space is limited. It also takes up minimum space in the hallway. That's what totally convinced me in the end. «

GET THE LOOK! i:SY ACCESSORIES



i:SY CARGO BUTTERFLY BAG

The Butterfly Bag is a folding transport bag for the i:SY CARGO. When folded up, it offers sufficient space for a few shopping items. When opened up, it provides more than double the capacity.

40 cm	Art. no.: 23000060	RRP: 449,95 EUR
60 cm	Art. no.: 23000061	RRP: 479,95 EUR
Mod. 2021	Art. no.: 23000067	RRP: 429,95 EUR



i:SY CARGO N3.8 ZR

WITH 40 CM CARGO SPACE, TWO-LEG STAND & 200 KG PERMITTED TOTAL WEIGHT

MONKEY LOAD ready



Shown here: poppy red, shiny

illustration similar

- Gear shift** ENVIOLIO, continuously variable internal gear hub
- Motor** BOSCH Performance Line Cargo, 85 Nm
- Drive unit** GATES CDX Centertrack toothed belt drive
- Battery** BOSCH PowerPack 545, 36 V, 14,4 Ah | 545 Wh
- Display** BOSCH Intuvia 100
- Weight** about 34.3 kg (including battery)
- Assistance** 25 km/h
- Colours**
 - seashell white, shiny
 - poppy red, shiny

Frame	Original i:SY CARGO 47 cm unisex
Push assist	6 km/h
Charger	BOSCH Standard Charger 4 Ah
Fronthub	SHIMANO Deore HB-M6000, Centerlock
Rims	RYDE Andra 40 Disc, 32 H
Tyres	SCHWALBE Pick Up, Super Defense, 60-406
Brakes	TRP 4-piston hydraulic disc brake
Handlebar	i:SY 30° handlebar
Handlebar adjustment	SPEEDLIFTER Twist T22, height-adjustable by 220 mm & pivotable by 90°
Stem	i:SY Stem, 70 mm
Grips	ERGON GC10 ergonomic grips
Seat post	i:SY Seat Post, 415 mm, ø 34.9 mm
Saddle	ZECURE, Hydro Foam, L
Pedals	i:SY Anti-Slip Folding Pedal
Headlight	FUXON FF-100EB, 100 lux LED with main beam
Rear light	FUXON R-Glow S LED
Lock	ABUS lock Same key for frame and battery lock
Carrier	i:SY Carrier Rear Rack, MonkeyLoad ready
Perm. total weight	200 kg Payload 60 kg



i:SY CARGO N3.8 MAXI

START VIDEO!
SCAN QR CODE NOW
& BRING THIS SECTION TO LIFE!



WHAT'S UP?

» My name's Carl. I've been a self-employed carpenter for fifteen years. I love my work, especially the feel of wood and the fact that I create something unique for each customer. For work, I mainly travel within the city, so I decided to buy a company cargo bike instead of an additional company car. I can always take my tools along when visiting a customer and the big bonus - I always find a parking space. Everyone is happy, including my wife. She's pleased I'm doing something for my health and that she can borrow the Cargo to go to the weekly market. «



Knut | 42 years | 1,80 m

i:SY CARGO N3.8 ZR MAXI

Why I decided on this i:SY model

» I was already familiar with the distinctive frame design from the »normal« i:SY. I see a few passing, every day. As I quickly realized, i:SY cargo bikes not only share the same look but also the excellent riding characteristics. Riding the i:SY CARGO N3.8 ZR Maxi immediately felt safe, light and agile. No front wheel wobble, no rattling. I won't bore you about it much longer. Pack your things up and take them with you! «



The »all-inclusive, carefree« package

» The BOSCH Performance Line Cargo motor ensures a harmonious, effective drive in conjunction with the BOSCH PowerPack 545 battery, the small drive wheel and the ENVILOLO N380 internal gear hub. The ENVILOLO N3.8 hub is eminently suitable for cargo e-bikes since you'll always have the perfect gear ratio at your disposal, no matter how heavy the cargo load. i:SY Cargo bikes offer a true »all-inclusive, carefree« package in combination with the clean, low-maintenance Gates toothed belt. «

60 cm cargo space and even more space to stow things away.

» Thanks to the longer cargo space of 60 cm, this model offers even more space to stow things away. That's another reason why I opted for the larger i:SY CARGO. Moreover, the different accessory solutions offer me a great deal of versatility and flexibility for transportation. If I ever need to carry a lot of things around, I also have additional storage options with the standard Carrier Rear Rack. I could even fit a front carrier onto the bike. i:SY offers an immense portfolio of perfectly fitting accessories that are also compatible with the i:SY CARGO. With a total permitted weight of 200 kg, I can truly pack the CARGO Maxi to full capacity. Thanks to the two-leg stand, it is stable and stands freely on its own. «

GET THE LOOK! i:SY ACCESSORIES



i:SY CARGO WOODEN BOX

The wooden box with foldable seat, aluminum base and mounts for two child safety harnesses provides enough space for safe, stylish transport with the i:SY CARGO.

40 cm Art. no.: 23000102 RRP: 319,95 EUR
 60 cm Art. no.: 23000103 RRP: 339,95 EUR
 Mod. 2021 Art. no.: 23000104 RRP: 319,95 EUR



i:SY CARGO WOODEN PANEL

The wooden panel with practical slits for tension straps provides a solid basis for your own superstructures on the i:SY CARGO.

40 cm Art. no.: 23000100 RRP: 34,95 EUR
 60 cm Art. no.: 23000101 RRP: 44,95 EUR



i:SY CARGO N3.8 ZR MAXI



WITH 60 CM CARGO SPACE, TWO-LEG STAND & 200 KG PERMITTED TOTAL WEIGHT

Shown here: seashell white, shiny

illustration similar

- Gear shift** ENVIOLLO, continuously variable internal gear hub
- Motor** BOSCH Performance Line Cargo, 85 Nm
- Drive unit** GATES CDX Centertrack toothed belt drive
- Battery** BOSCH PowerPack 545, 36 V, 14,4 Ah | 545 Wh
- Display** BOSCH Intuvia 100
- Weight** about 35.3 kg (including battery)
- Assistance** 25 km/h
- Colours**
 - seashell white, shiny
 - poppy red, shiny

Frame	Original i:SY CARGO 47 cm unisex
Push assist	6 km/h
Charger	BOSCH Standard Charger 4 Ah
Fronthub	SHIMANO Deore HB-M6000, Centerlock
Rims	RYDE Andra 40 Disc, 32 H
Tyres	SCHWALBE Pick Up, Super Defense, 60-406
Brakes	Brakes TRP 4-piston hydraulic disc brake
Handlebar	i:SY 30° handlebar
Handlebar adjustment	SPEEDLIFTER Twist T22, height-adjustable by 220 mm & pivotable by 90°
Stem	i:SY Stem, 70 mm
Grips	ERGON GC10 ergonomic grips
Seat post	i:SY Seat Post, 415 mm, ø 34.9 mm
Saddle	ZECURE, Hydro Foam, L
Pedals	i:SY Anti-Slip Folding Pedal
Headlight	FUXON FF-100EB, 100 lux LED with main beam
Rear light	FUXON R-Glow S LED
Lock	ABUS lock Same key for frame and battery lock
Carrier	i:SY Carrier Rear Rack, MonkeyLoad ready
Perm. total weight	200 kg Payload 60 kg



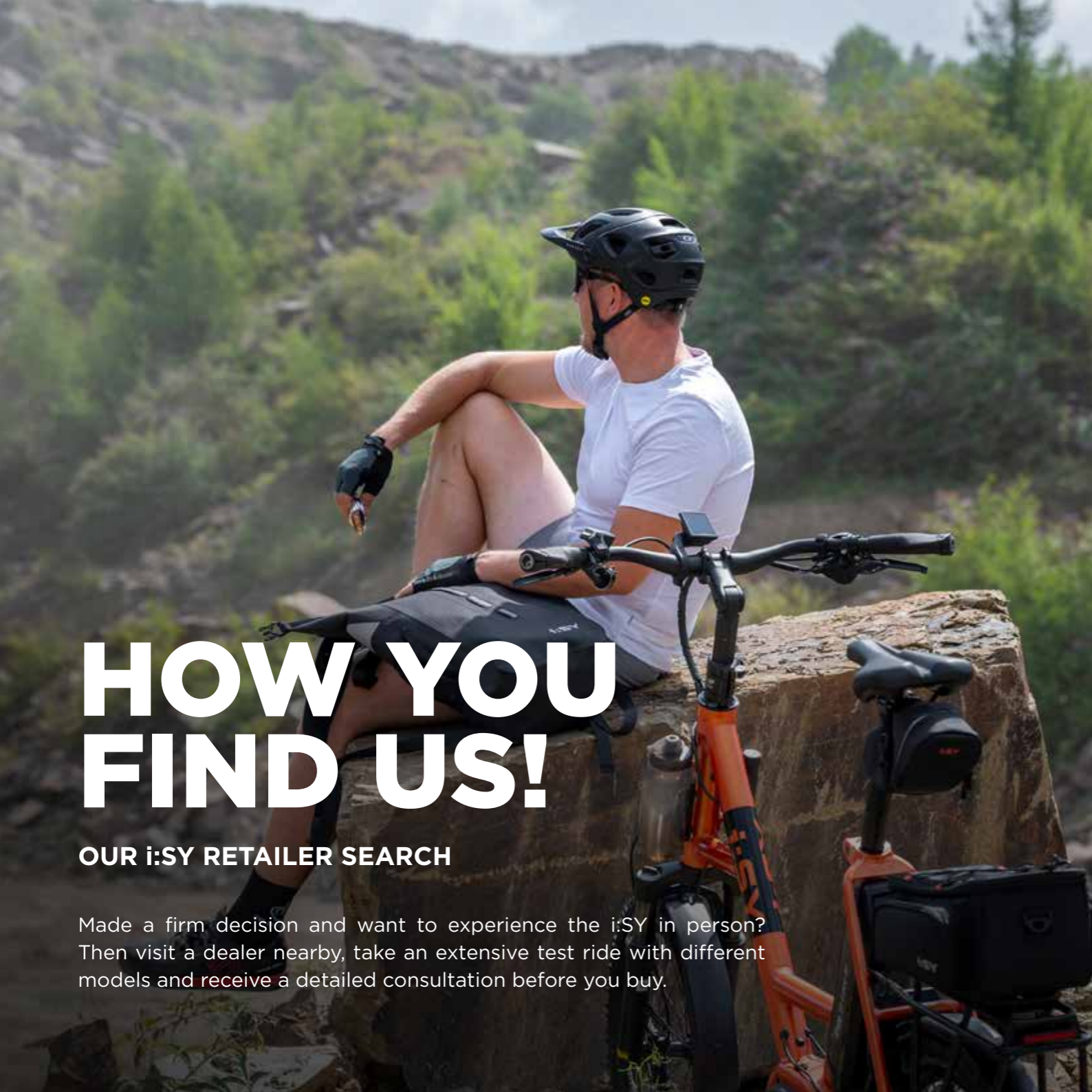
GOOD TO KNOW

CARGO BIKE SUBSIDY

Increasingly more German federal states, cities and municipalities are subsidising purchases of electric cargo bikes. It is not only worth applying for businesses like retailers or industrial companies but also for private households. They as well profit from the subsidy for such climate-friendly transport.

Note: Please check for any such subsidy in your country and/or local municipality.

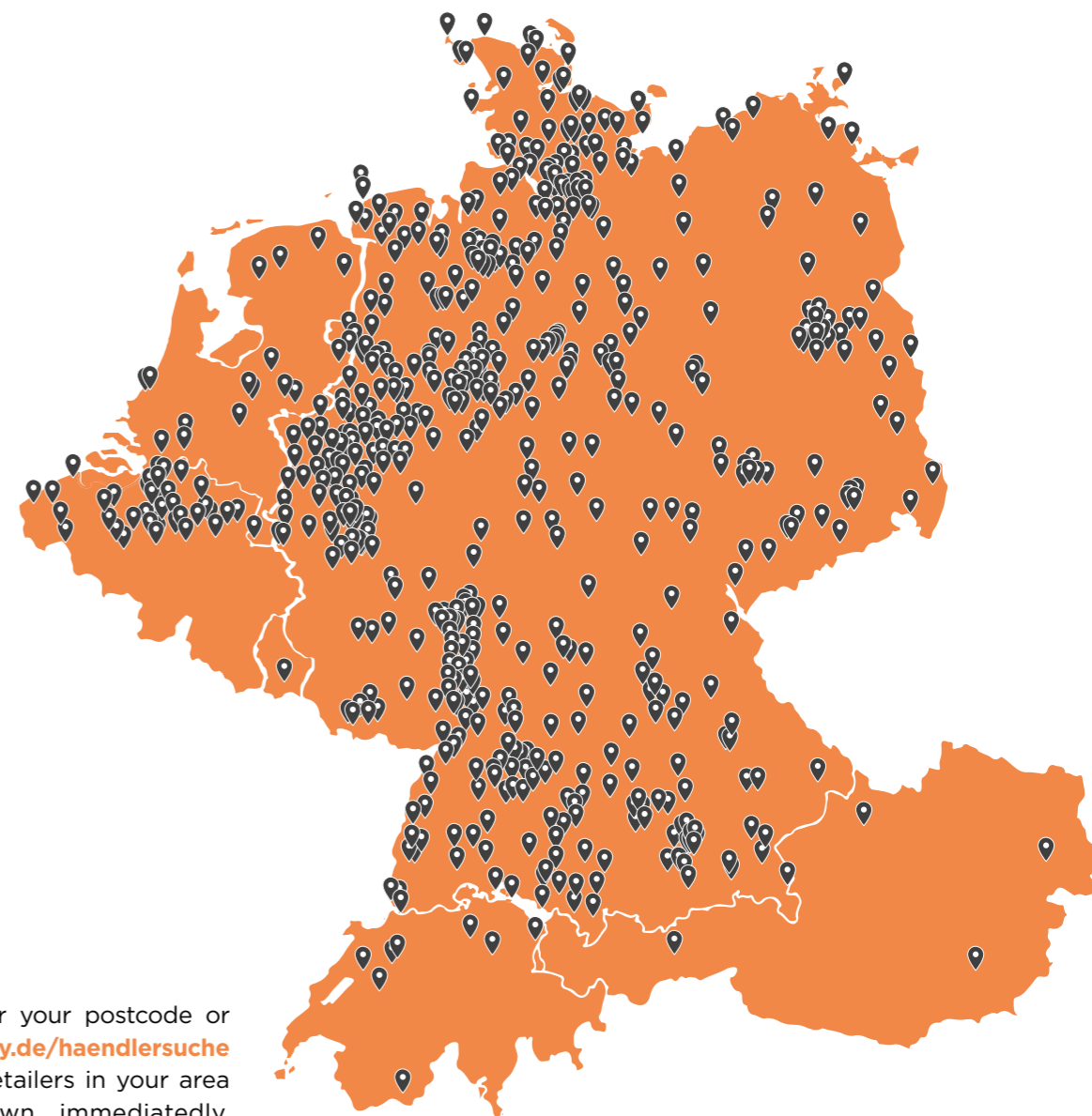




HOW YOU FIND US!

OUR i:SY RETAILER SEARCH

Made a firm decision and want to experience the i:SY in person? Then visit a dealer nearby, take an extensive test ride with different models and receive a detailed consultation before you buy.



You can enter your postcode or city at www.isy.de/haendlersuche and all i:SY retailers in your area will be shown immediately, including their contact details. Retailer search is actually more like find a retailer!

Really i:SY, don't you think?

i:SY ON TOUR!

OUR i:SY SHOW TRUCK

We bring the brand to life. In addition to your local i:SY dealer, you can also pay a visit to our Show Truck! You might have already seen it on the street or at an event: since the beginning of the 2022 season, our i:SY Show Truck has been on the road all over Germany, showcasing all current i:SY models, including i:SY accessories.



Our i:SY Show Truck is on tour for the whole season, visiting retailer events, city festivals and trade fairs. Also always on board: our Fritz! An ardent i:SY devotee, he actively supports our i:SY retailers on site and is looking forward to giving you an even closer look at the i:SY universe.

HI! I'm FRITZ

» I'm now 65 years old and have been doing this for 12 years. I actually wanted to retire but then i:SY came along. The i:SY Show Truck is simply my favourite truck and I'm very happy that I'm allowed to take care of it. Other i:SY devotees constantly wave at me on the motorway. It's a great feeling. [...] My main task is to find the right i:SY for every customer. I have an eye for them and, most importantly, I take time to respond specifically to all needs. I enjoy it enormously. «



The i:SY Show Truck always carries between ten to fifteen test bikes, the complete i:SY accessory range, the current i:SY magazine and, of course, i:SY merchandise on board.

Pop in, go on an extensive test ride and relax in our comfortable i:SY deck chairs afterwards. We look forward to seeing you.

Check out our website for all the current i:SY Show Truck dates. Follow us on Facebook and Instagram - we'll keep you up to date.



START VIDEO!
SCAN QR CODE NOW
& BRING THIS
SECTION TO LIFE!



isy_bike



isy.rideit.loveit.de



PIMP MY i:SY

STICK ON! PEDAL OFF! STAND OUT!



With »Pimp my i:SY« you'll give your i:SY a fresh, perfectly customised look! We've developed seven unique designs which allow you to restyle your i:SY however you wish. You can easily attach the new »Pimp my i:SY« decals yourself on either your i:SY Kompakt or XXL frame. A decal set comprises: 1x head tube sticker, 3x battery stickers, 1x main tube sticker and 1x i:SY Logo sticker.

RRP: 29,95 EUR



NOTICE ON COMPATIBILITY

Model year 2022 and earlier:
all i:SY BOSCH models

Model year 2023:
i:SY S8 F 400 Wh
i:SY S8 RT 400 Wh
i:SY S8 F 500 Wh
i:SY S8 RT 500 Wh
i:SY S8 F B 400 Wh
i:SY S8 F B 500 Wh



PIMP MY i:SY DECAL SET »ORANGE FITS!«

COMPACT Art. no.: 3431071
XXL Art. no.: 3431078

PIMP MY i:SY DECAL SET »SUNDOWNER«

COMPACT Art. no.: 3431073
XXL Art. no.: 3431080



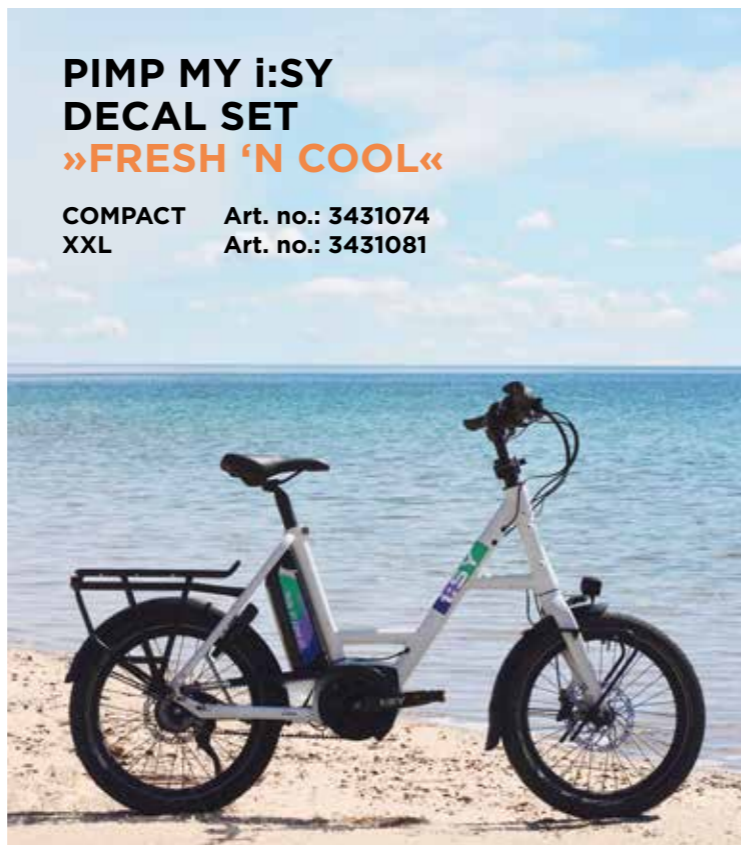
PIMP MY i:SY DECAL SET »SOFT BLUES«

COMPACT Art. no.: 3431072
XXL Art. no.: 3431079



PIMP MY i:SY DECAL SET
»LOLLIPOP«

COMPACT Art. no.: 3431075
XXL Art. no.: 3431082



PIMP MY i:SY DECAL SET
»FRESH 'N COOL«

COMPACT Art. no.: 3431074
XXL Art. no.: 3431081

PIMP MY i:SY DECAL SET
»HAPPY STRIPES«

COMPACT Art. no.: 3431076
XXL Art. no.: 3431083



PIMP MY i:SY DECAL SET
»EVERYBODY'S DARLING«

COMPACT Art. no.: 3431077
XXL Art. no.: 3431084





MADE IN GERMANY

»Made in Germany« is a designation of origin known worldwide that comprises a seal of quality for services and quality goods produced in Germany. »Made in Germany« has indicated high quality in production since 1891 and is synonymous with reliability, German engineering and a state-of-the-art standard.

 **Made
in
Germany**

We, the i:SY brand, embody these values as well. Since 2021, i:SY is manufactured in the factory of the established brand KETTLER Alu-Rad GmbH in Saarbrücken. Before the end of this year another cutting-edge production site will be built in the nearby St. Ingbert where i:SY will be manufactured in the future. The new KETTLER plant will be one of the most modern bicycle and e-bike production facilities in all of Europe.

In order to qualify for the label "Made in Germany" the manufacturing needs to be done in Germany. The primary components in i:SY compact bike production, such as development, design, manufacture and quality assurance, exclusively take place in Germany. The development and design departments are located in Cologne while production and quality assurance take place in Saarbrücken. Our product managers are regularly on site at the KETTLER factory to ensure maximum quality.

We are extremely proud of the »Made in Germany« seal and wish you a good ride at all times. **Ride it! Love it!**

GOOD TO KNOW

i:SY MODEL DESIGNATIONS

Still wondering what all those abbreviations in i:SY model designations mean? Here's a brief overview:

- RT Backpedal
- F Freewheel
- ZR Toothed belt
- K Derailleur gears
- B Brown components

- S8 SHIMANO Nexus 8-speed internal gear hub
- S10 SHIMANO Nexus 10-speed derailleur gears
- E5 SHIMANO Nexus 5-speed internal gear hub (especially for e-bikes)
- N3.8 ENVILOLO 380 continuously variable internal gear hub
- R14 ROHLOFF 14-speed internal gear hub

Note: The letters derive from German words and therefore do not always correspond to the English translation.



PRODUCT INDEX

When it has to go fast...

i:SY MODELS

i:SY COMPACT

- 28 i:SY S8 F | 400 Wh
- 29 i:SY S8 RT | 400 Wh
- 30 i:SY S8 F | 500 Wh
- 31 i:SY S8 RT | 500 Wh
- 33 **NEW!** i:SY S8 F B | 400 Wh
- 34 **NEW!** i:SY S8 F B | 500 Wh
- 46 **NEW!** i:SY S8 K
- 57 **NEW!** i:SY S10 Adventure
- 72 i:SY E5 ZR F
- 73 i:SY E5 ZR RT
- 78 **NEW!** i:SY E5 ZR F Comfort
- 79 **NEW!** i:SY E5 ZR RT Comfort
- 81 i:SY E5 ZR F CX
- 100 i:SY N3.8 ZR
- 114 **NEW!** i:SY N3.8 ZR B
- 123 i:SY R14 ZR

i:SY ACCESSORIES

i:SY BAGS

- 38 i:SY Shopping Bag
- 40 i:SY Basket Bag
- 58 i:SY Backpack with KLICKfix
- 59 i:SY Trunk Bag
- 61 i:SY Saddle Bag
- 82 i:SY Cooling Bag
- 83 i:SY Travelbag
- 124 i:SY Rear Rack Bag, small
- 124 i:SY Rear Rack Bag, large
- 140 i:SY Lifestyle Bag

i:SY BASKETS

- 38 **NEW!** i:SY Rear Rack Basket, Aluminum
- 40 i:SY Carrier Rear Rack Basket
- 49 BASIL Buddy Dog Basket by i:SY
- 49 Wire dome for Buddy Dog Basket
- 50 i:SY Foldable Basket
- 83 **NEW!** i:SY Rear Rack Basket, Alu, Cross
- 103 i:SY Shopping Basket, Front
- 116 **NEW!** i:SY Front Basket, Aluminum

i:SY XXL

- 134 i:SY XXL E5 ZR F Comfort
- 135 i:SY XXL E5 ZR RT Comfort
- 136 i:SY XXL N3.8 ZR
- 137 i:SY XXL N3.8 ZR B
- 138 i:SY XXL E5 ZR F CX
- 139 i:SY XXL R14 ZR

i:SY SPEED

- 152 i:SY SPEED N3.8 ZR
- 153 i:SY SPEED R14 ZR

i:SY CARGO

- 162 i:SY CARGO N3.8 ZR
- 168 i:SY CARGO N3.8 ZR MAXI

i:SY CARRIERS

- 37 i:SY Front Carrier KLICKfix
- 39 i:SY Front Carrier Maxi
- 48 i:SY Front Carrier MIK
- 102 THULE Child Seat
- 125 i:SY Lowrider
- 126 i:SY ML Carrier Rear Rack

i:SY COMFORT

- 76 Zecure Hydro Foam Saddle
- 77 i:SY Seat Clamp Quick Release
- 77 i:SY Adjustable Stem
- 102 **NEW!** i:SY Folding Pedal
- 104 Suspension Seat Post
- 105 **NEW!** i:SY Rearview Mirror
- 113 **NEW!** i:SY Leather Saddle
- 113 **NEW!** i:SY Ergo Leather Grips

i:SY PROTECTION

- 61 i:SY Lock Chain
- 105 Suspension Seat Post Protective Covers
- 117 ABUS Bordo Lock
- 141 ABUS Bordo Combination Lock
- 143 **NEW!** ABUS HUD-Y by i:SY

i:SY SPECIAL EDITION

- 92 **NEW!** i:SY POP ART! E5 ZR F
- 93 **NEW!** i:SY POP ART! E5 ZR RT

i:SY ACCESSOIRES

- 39 **NEW!** i:SY Handlebar Vase
- 51 i:SY Adapter
- 51 MonkeyLink Magnetic Holder
- 51 MonkeyLink Anything Twist Bottle Holder
- 60 MonkeyLink Twist Bottle
- 62 i:SY Air Pump
- 84 MonkeyLink Bottle Holder
- 117 MonkeyLink ABUS Bordo Lock Holder
- 125 **NEW!** i:SY Smartphone Holder
- 126 MonkeyLoad Adapter Plate
- 126 i:SY FUXON COB Rear Light
- 176 Pimp my i:SY Decal Sets

i:SY CARGO

- 160 i:SY CARGO Butterfly Bag
- 166 i:SY CARGO Wooden Box
- 167 i:SY CARGO Wooden Panel

i:SY 2023 MODELS

Date 9/2022

Model	Page	Gear shift	Rechargeable battery Wh	Weight about in kg	Drive unit		Motorisation	BOSCH Active Line Plus	BOSCH Performance Line	BOSCH Performance Line CX	BOSCH Performance Line Speed	BOSCH Performance Line Cargo												permitted total weight		
					Chain	GATES toothed belt						pepper black, matt	froggy green, shiny	poppy red, shiny	happy orange, shiny	seashell white, shiny	cosmos blue, matt	mint green, shiny	sunny yellow, matt	opal green, shiny	urban blue, matt	pop art white, shiny	150 kg	180 kg	200 kg	
i:SY S8																										
S8 F	28	SHIMANO Nexus 8-speed, freewheel	400	24,0	x		x					x							x							
NEW S8 RT	29	SHIMANO Nexus 8-speed, backpedal	400	24,0	x		x					x							x							
S8 F	30	SHIMANO Nexus 8-speed, freewheel	500	24,1	x		x					x	x	x					x							
S8 RT	31	SHIMANO Nexus 8-speed, backpedal	500	24,1	x		x					x	x	x					x							
NEW S8 F B	33	SHIMANO Nexus 8-speed, freewheel	400	24,3	x		x					x							x							
NEW S8 F B	34	SHIMANO Nexus 8-speed, freewheel	500	24,4	x		x												x							
NEW S8 K	46	SHIMANO Claris 8-speed, freewheel	545	23,8	x			x				x	x	x	x				x							
i:SY S10																										
NEW S10 Adventure	57	SHIMANO Deore 10-speed	545	24,9	x				x			x							x							
i:SY E5																										
E5 ZR F	72	SHIMANO Nexus 5-speed, freewheel	545	24,3		x		x				x	x	x	x	x	x	x	x	x	x					
E5 ZR RT	73	SHIMANO Nexus 5-speed, freewheel	545	24,3		x		x				x	x	x	x	x	x	x	x	x	x					
NEW E5 ZR F Comfort	78	SHIMANO Nexus 5-speed, freewheel	545	24,9		x						x							x							
NEW E5 ZR RT Comfort	79	SHIMANO Nexus 5-speed, freewheel	545	24,9		x		x				x							x							
NEW E5 ZR F CX	81	SHIMANO Nexus 5-speed, freewheel	545	23,8		x			x			x	x	x	x	x	x	x	x	x	x					
i:SY Special Edition																										
NEW POP ART E5 ZR F	92	SHIMANO Nexus 5-speed, freewheel	545	27,5		x			x											x	x					
NEW POP ART E5 ZR RT	93	SHIMANO Nexus 5-speed, backpedal	545	27,5		x			x											x	x					
i:SY N3.8																										
N3.8 ZR	100	ENVILO HD continuously var. internal gear hub	545	25,0		x						x	x	x	x	x	x	x	x	x	x					
NEW N3.8 ZR B	114	ENVILO HD continuously var. internal gear hub	545	24,8		x						x								x	x					
i:SY R14																										
R14 ZR	123	ROHLOFF Speedhub 500/14	545	23,6		x				x											x					
i:SY XXL																										
XXL E5 ZR F Comfort	134	SHIMANO Nexus 5-speed, freewheel	545	26,6		x						x									x					
XXL E5 ZR RT Comfort	135	SHIMANO Nexus 5-speed, backpedal	545	26,6		x						x									x					
XXL N3.8 ZR	136	ENVILO HD continuously var. internal gear hub	545	25,4		x						x									x					
NEW XXL N3.8 ZR B	137	ENVILO HD continuously var. internal gear hub	545	25,7		x						x								x	x					
NEW XXL E5 ZR F CX	138	SHIMANO Nexus 5-speed, freewheel	545	25,7		x						x									x					
XXL R14 ZR	139	ROHLOFF Speedhub 500/14	545	25,5		x						x									x					
i:SY Speed																										
Speed N3.8 ZR	152	ENVILO HD continuously var. internal gear hub	725	25,6		x						x									x					
Speed R14 ZR	153	ROHLOFF Speedhub 500/14	725	25,2		x						x									x					
i:SY CARGO																										
CARGO N3.8 ZR	162	ENVILO HD continuously var. internal gear hub	545	34,3		x						x										x				
CARGO N3.8 ZR MAXI	168	ENVILO HD continuously var. internal gear hub	545	35,3		x						x										x				

i:SY

Ride it! Love it!



isy_bike



isy.rideit.loveit.de



i:SY - Das Original

www.iSY.de



Sales: i:SY GmbH & Co. KG | Hauptstraße 34 | D-32609 Hüllhorst | Germany

Assembly: KETTLER Alu-Rad GmbH | Heinz-Kettler-Straße 17 | 66386 St. Ingbert | Germany

Prices and equipment features are subject to change.
No liability accepted for printing errors. Subject to modifications. Errors and omissions excepted. Date 09/2022